

每月天氣摘要 二零一九年五月

Monthly Weather Summary May 2019



目錄

	<u>頁</u>
1. 二零一九年五月天氣回顧	1
2. 二零一九年五月每日天氣圖	8
3. 二零一九年五月氣象觀測資料	24

Contents

	<u>Page</u>
1. Weather Review of May 2019	2
2. Daily Weather Maps for May 2019	8
3. Meteorological Observations for May 2019	24

二零一九年六月出版

香港天文台編製
香港九龍彌敦道134A

1. 除特別列明外，所有時間均以協調世界時加八小時為準。
2. 除特別列明外，所有氣象要素數值均在香港天文台錄得。
3. 因惡劣天氣引致的人命傷亡及財物損毀數字是由各政府部門提供或根據報章報導輯錄。
4. 本刊物的編製和發表，目的是促進資料交流。香港特別行政區政府（包括其僱員及代理人）對於本刊物所載資料的準確性、完整性或效用，概不作出明確或暗示的保證、聲明或陳述；在法律許可的範圍內，對於提供或使用這些資料而可能直接或間接引致任何損失、損壞或傷害（包括死亡），亦不負任何法律承擔或責任（包括疏忽責任）。
5. 未經香港天文台台長同意，不得翻印本刊物任何部分內容。



Published : June 2019

Prepared and published by : Hong Kong Observatory,
134A Nathan Road,
Kowloon,
Hong Kong.

1. Unless otherwise stated, all times given are 8 hours ahead of Co-ordinated Universal Time (UTC).
2. Values of meteorological elements are those recorded at the Hong Kong Observatory, unless otherwise specified.
3. Figures of damage and casualties caused by weather phenomena are compiled from press reports and information provided by other government departments.
4. This publication is prepared and disseminated in the interest of promoting the exchange of information. The Government of the Hong Kong Special Administrative Region (including its servants and agents) makes no warranty, statement or representation, express or implied, with respect to the accuracy, completeness, or usefulness of the information contained herein, and in so far as permitted by law, shall not have any legal liability or responsibility (including liability for negligence) for any loss, damage or injury (including death) which may result whether directly or indirectly, from the supply or use of such information.
5. Permission to reproduce any part of this publication should be obtained through the Director of the Hong Kong Observatory.

1. 二零一九年五月天氣回顧

由於華南大氣低層水汽量較正常多，二零一九年五月本港較正常陰暗。本月平均雲量為百分之 83，較正常值百分之 76 多百分之 7。本月總日照只有 83.1 小時，較正常值 140.4 小時少約百分之 41，是五月份的最低紀錄。由於日照較少，加上月初受較涼的偏東氣流所影響，本月較正常涼，月平均氣溫為 25.3 度，較正常值 25.9 度低 0.6 度。總括而言，由於三月及四月的氣溫遠較正常高，二零一九年春季本港平均氣溫仍遠較正常溫暖，三月至五月的平均氣溫為 23.7 度，較正常值高 1.2 度，是同期有記錄以來的其中一個第五高。本月雨量為 234.6 毫米，較正常值 304.7 毫米少約百分之 23。本年首五個月的累積雨量為 680.3 毫米，較同期正常值 640.8 毫米多約百分之 6。

隨著覆蓋廣東沿岸的雲帶轉薄，五月一日本港大致多雲及日間短暫時間有陽光。受驟雨天氣及一股清勁至強風程度的偏東氣流影響，五月二日至八日本港天氣較涼。五月七日及八日華南受高空擾動影響，本港天氣更為不穩定，有大驟雨及狂風雷暴。這兩天本港部分地區錄得超過 40 毫米雨量。在有雨情況下，五月七日天文台氣溫下降至全月最低的 18.9 度。

隨著高空擾動遠離，五月九日及十日驟雨減少，短暫時間有陽光及氣溫回升。在較乾燥的偏東氣流影響下，五月十一日及十二日本港大致天晴及炎熱。五月十三日本港部分時間多雲。五月十四日至十九日香港持續受西南氣流影響，天氣炎熱及部分時間有陽光，但局部地區有驟雨。五月十四日至十六日本港部分地區有霧。在陽光充沛情況下，五月十八日及十九日下午天文台的氣溫皆上升至本月最高的 32.3 度。五月十九日天文台的最低氣溫為 29.2 度，是有記錄以來五月份的最高。

受到在華南沿岸徘徊的一道低壓槽影響，五月二十日至二十三日本港天氣再度轉差，間中有大驟雨及狂風雷暴。廣東沿岸的一股偏東氣流於五月二十四日及二十五日為本港帶來大致多雲及有幾陣驟雨的天氣。

隨著影響廣東沿岸的偏東氣流被不穩定的偏南氣流所取代，五月二十六日本港有大驟雨及狂風雷暴，當天大部分地區錄得約 20 毫米雨量，新界西部的雨量更超過 40 毫米。與位於廣東沿岸的一道低壓槽相關的不穩定天氣於五月二十七日及二十八日影響該區。本港方面，這兩天的大驟雨及狂風雷暴為大部分地區帶來超過 60 毫米雨量，屯門、元朗及大嶼山的雨量更超過 120 毫米。因該低壓槽繼續在廣東沿岸徘徊，本月最後三天本港仍然有驟雨，局部地區有雷暴。

本月沒有熱帶氣旋影響南海及北太平洋西部。

本月有兩班航機因惡劣天氣須轉飛其他地方。表 1.1 載列本月發出及取消各種警告/信號的詳情。

1. The Weather of May 2019

With more than usual moisture content in the lower atmosphere over southern China, May 2019 was gloomier than usual in Hong Kong. The mean amount of cloud in the month was 83 percent, 7 percent above the normal of 76 percent and the duration of bright sunshine in the month was only 83.1 hours, about 41 percent lower than the normal figure of 140.4 hours and the second lowest on record for May. With less sunshine and the prevalence of the cooler easterlies in the early part of the month, the month was cooler than normal with the monthly mean temperature of 25.3 degrees, 0.6 degree below the normal figure of 25.9 degrees. Overall, attributing to the well above normal temperatures in March and April, the spring of Hong Kong in 2019 was still much warmer than usual with the mean temperature from March to May 2019 reaching 23.7 degrees, 1.2 degrees above the normal and one of the fifth highest on record for the same period. The monthly rainfall was 234.6 millimetres, about 23 percent below the normal of 304.7 millimetres. The accumulated rainfall recorded in the first five months of the year was 680.3 millimetres, about 6 percent above the normal figure of 640.8 millimetres for the same period.

With the thinning out of the cloud band covering the coast of Guangdong, the weather of Hong Kong was mainly cloudy with sunny intervals during the day on the first day of May. The weather became relatively cooler during 2 – 8 May under the showery weather and the influence of a fresh to strong easterly airstream. The weather turned more unsettled with heavy showers and squally thunderstorms on 7 – 8 May due to the passage of an upper-air disturbance over southern China. More than 40 millimetres of rainfall were recorded over parts of the territory on these two days. Under the rain, the temperature at the Observatory dropped to a minimum of 18.9 degrees on 7 May, the lowest of the month.

With the departure of the upper-air disturbance, showers lessened with sunny intervals and rising temperatures on 9 - 10 May. Under the influence of a drier easterly airstream, local weather became generally fine and hot on 11 - 12 May. After a cloudy interlude on 13 May, apart from isolated showers, it was hot with sunny periods on 14 - 19 May under the prevalence of the southwesterlies. There were also fog patches on 14 - 16 May. With plenty of sunshine in the afternoon, the maximum temperature at the Observatory soared to 32.3 degrees on 18 and 19 May, the highest of the month. The daily minimum temperature of 29.2 degrees on 19 May was the highest on record for May.

Under the influence of a trough of low pressure lingering over the south China coast, the weather of Hong Kong deteriorated again with occasional heavy showers and squally thunderstorms on 20 - 23 May. Affected by an easterly airstream over the coast of Guangdong, it was mainly cloudy with some showers on 24 - 25 May.

With an unstable southerly airstream replacing the easterly airstream over the coast of

Guangdong, there were heavy showers and squally thunderstorms in Hong Kong on 26 May. Around 20 millimetres of rainfall were recorded over most parts of the territory on that day and the rainfall over the western part of the New Territories even exceeded 40 millimetres. Unsettled weather associated with a trough of low pressure over the coastal areas of Guangdong affected the region on 27 - 28 May. Locally, outbreaks of heavy showers and squally thunderstorms brought more than 60 millimetres of rainfall to most parts of the territory on these two days. Rainfall even exceeded 120 millimetres over Tuen Mun, Yuen Long and Lantau Island. With the trough of low pressure lingering over the coastal areas of Guangdong, the weather in Hong Kong remained showery with isolated thunderstorms on the last three days of the month.

No tropical cyclone occurred over the South China Sea and the western North Pacific in the month.

During the month, two aircraft were diverted due to adverse weather. Details of the issuance and cancellation of various warnings/signals in the month are summarized in Table 1.1.

表 1.1 二零一九年五月發出的警告及信號
Table 1.1 Warnings and Signals issued in May 2019

強烈季候風信號

Strong Monsoon Signal

開始時間 Beginning Time		終結時間 Ending Time	
日/月 day/month	時 hour	日/月 day/month	時 hour
5/5	1130	6/5	0730
6/5	2035	8/5	0945

暴雨警告信號

Rainstorm Warnings

顏色 Colour	開始時間 Beginning Time		終結時間 Ending Time	
	日/月 day/month	時 hour	日/月 day/month	時 hour
黃色 Amber	20/5	2205	20/5	2400
黃色 Amber	21/5	2015	21/5	2145
黃色 Amber	26/5	1040	26/5	1215
黃色 Amber	27/5	0500	27/5	0815
黃色 Amber	28/5	1015	28/5	1145

雷暴警告

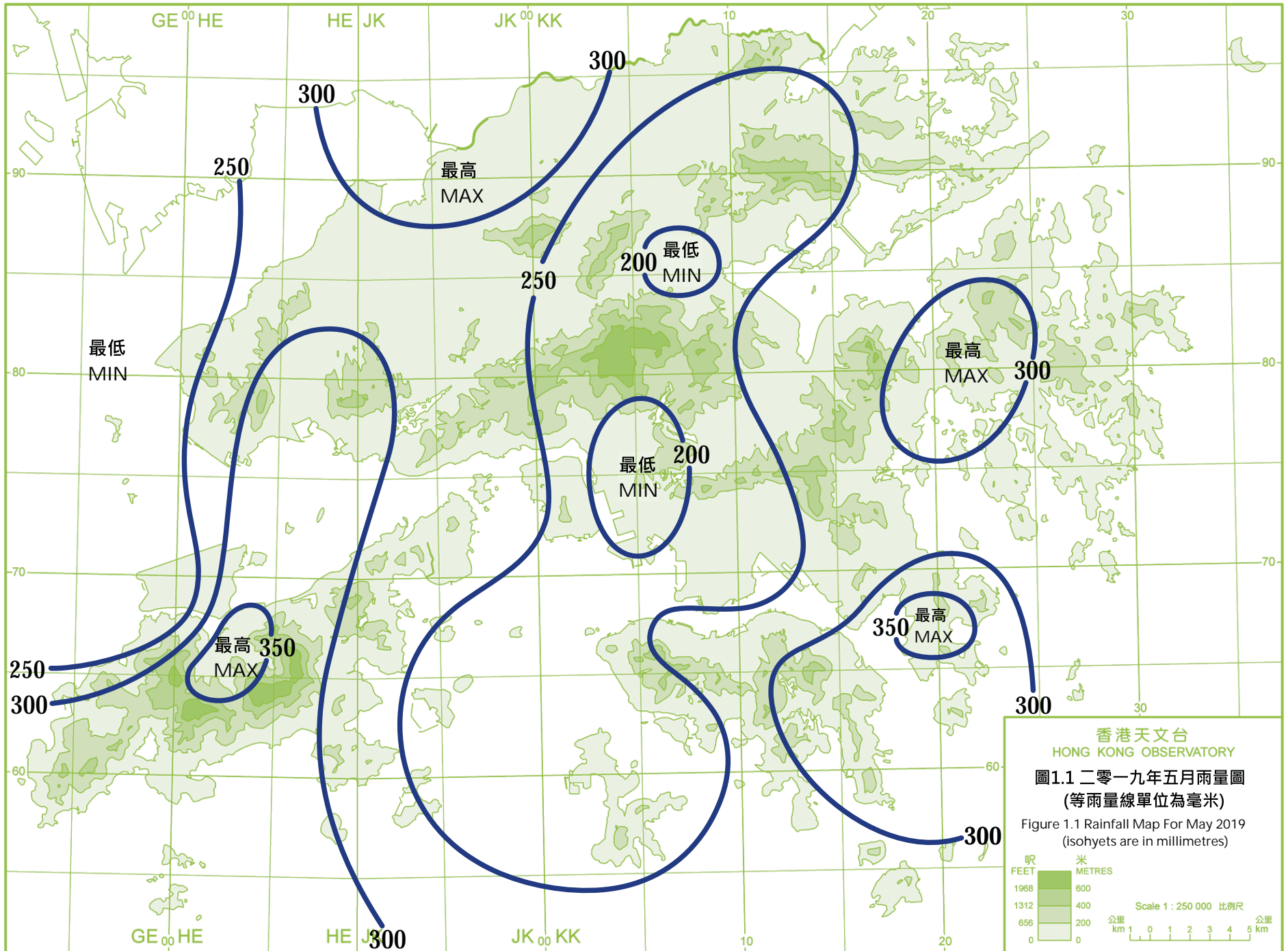
Thunderstorm Warning

開始時間 Beginning Time		終結時間 Ending Time	
日/月 day/month	時 hour	日/月 day/month	時 hour
6/5	1937	7/5	0300
7/5	0710	7/5	0820
7/5	1605	7/5	1930
8/5	1400	8/5	1815
20/5	1140	20/5	1700
20/5	2110	21/5	0100
21/5	1945	22/5	0045
23/5	0700	23/5	0900
23/5	1050	23/5	1430
23/5	1625	23/5	1830
26/5	0350	26/5	0500
26/5	0935	26/5	1300
27/5	0145	27/5	1600
28/5	0430	28/5	1300
31/5	1230	31/5	1530

酷熱天氣警告

Very Hot Weather Warning

開始時間 Beginning Time		終結時間 Ending Time	
日/月 day/month	時 hour	日/月 day/month	時 hour
19/5	0645	19/5	1800



香港天文台
HONG KONG OBSERVATORY
圖1.1 二零一九年五月雨量圖
(等雨量線單位為毫米)
Figure 1.1 Rainfall Map For May 2019
(isohyets are in millimetres)



圖 1.2 二零一九年五月十五日在鯉魚門附近的海霧

Fig. 1.2 Sea fog near Lei Yue Mun on 15 May 2019

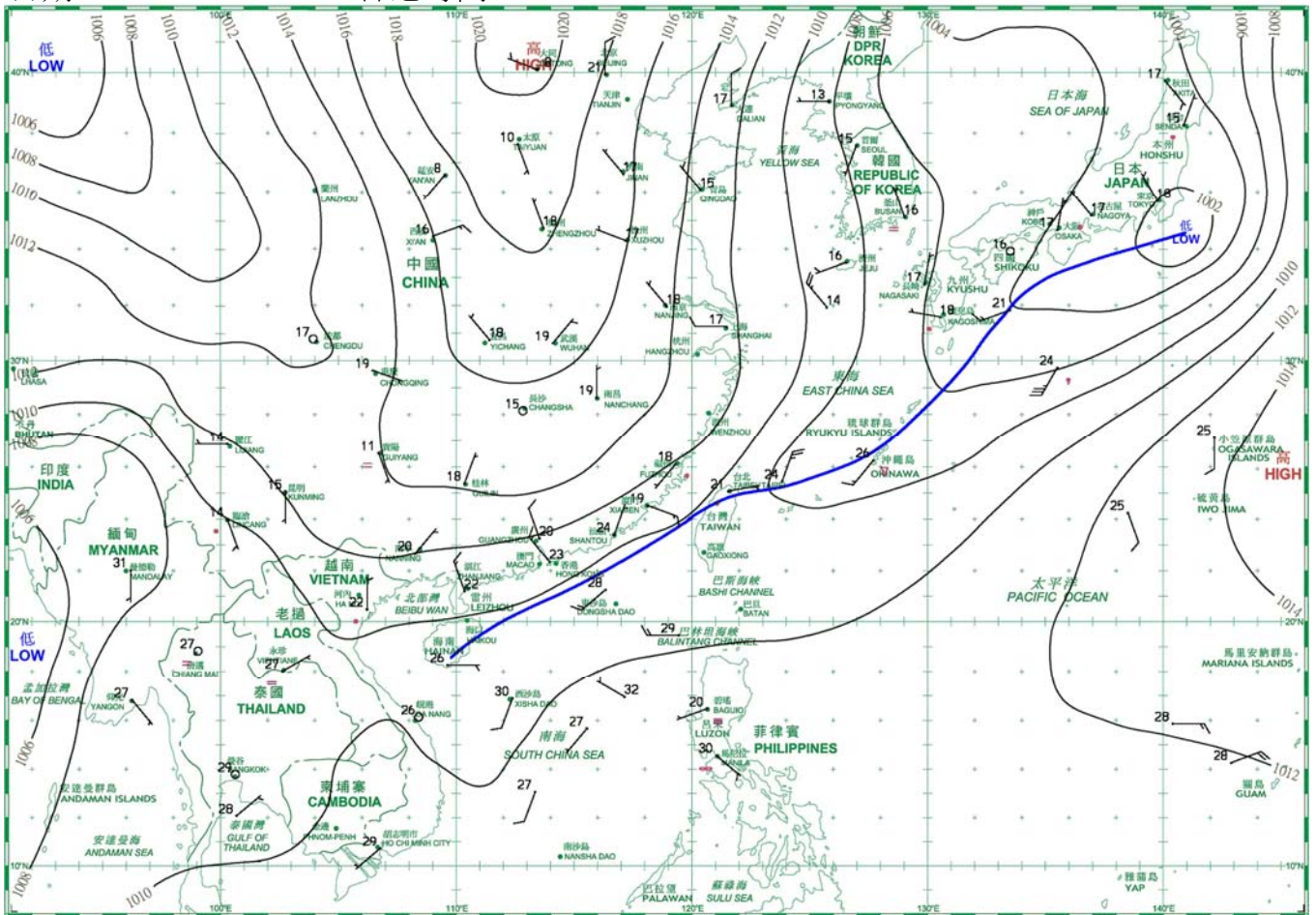


圖 1.3 二零一九年五月十五日在太古城附近的海霧

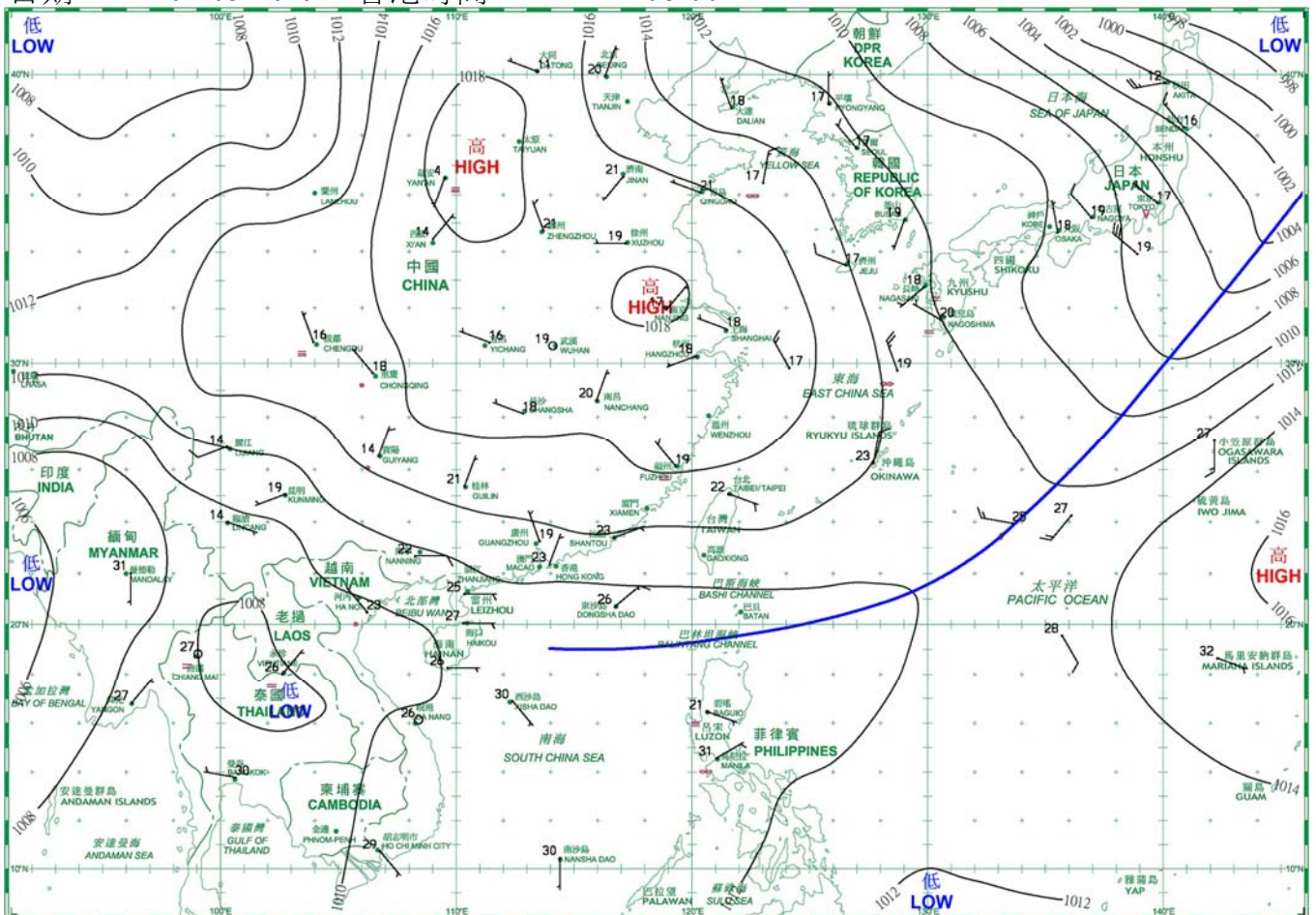
Fig. 1.3 Sea fog near Tai Koo Shing on 15 May 2019

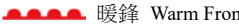
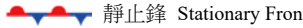
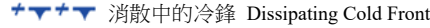

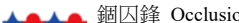
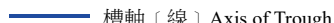
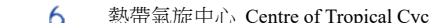
2. 二零一九年五月每日天氣圖 Daily Weather Maps for May 2019

日期/Date: 01.05.2019 香港時間/HK Time: 08:00

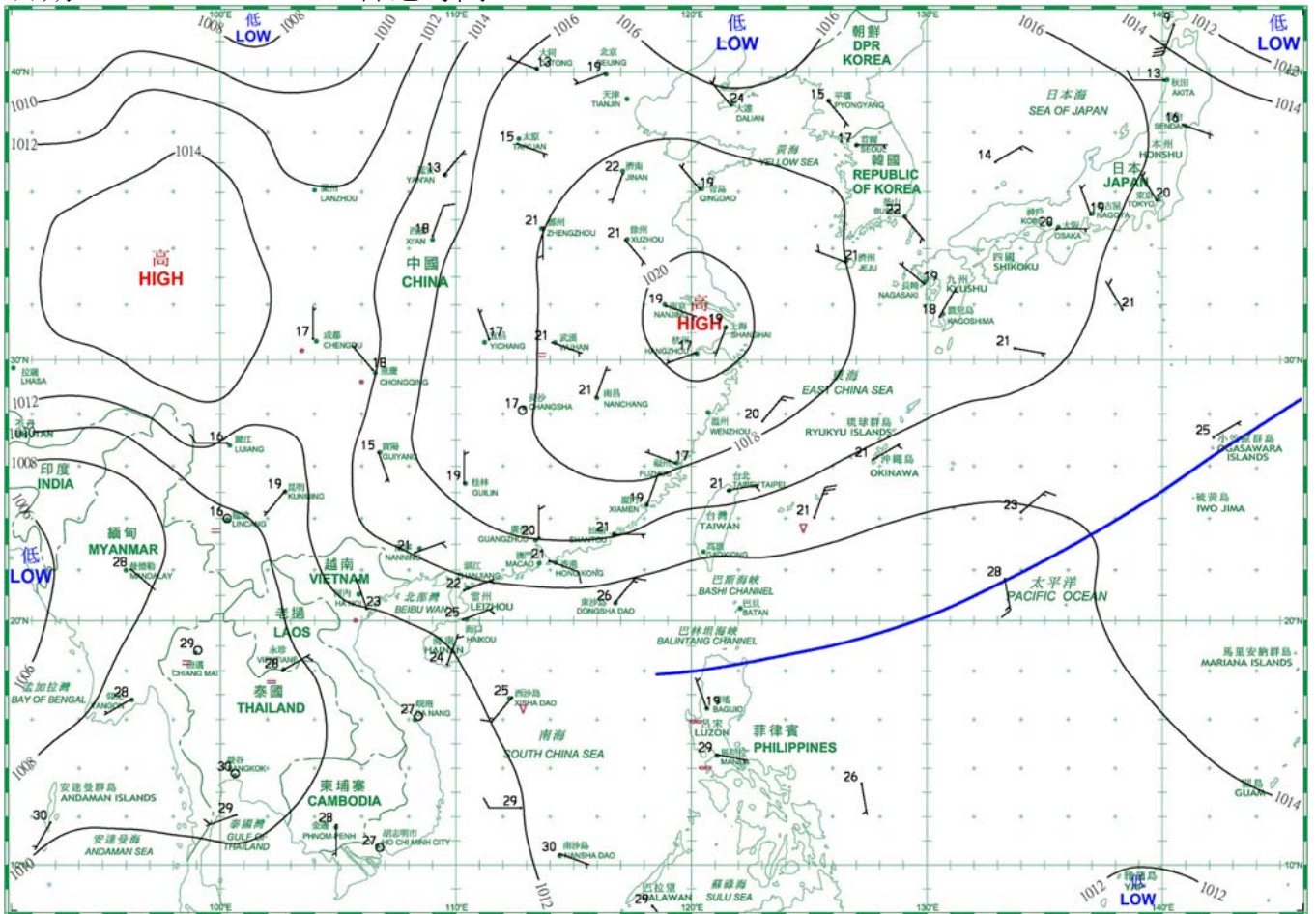


日期/Date: 02.05.2019 香港時間/HK Time: 08:00

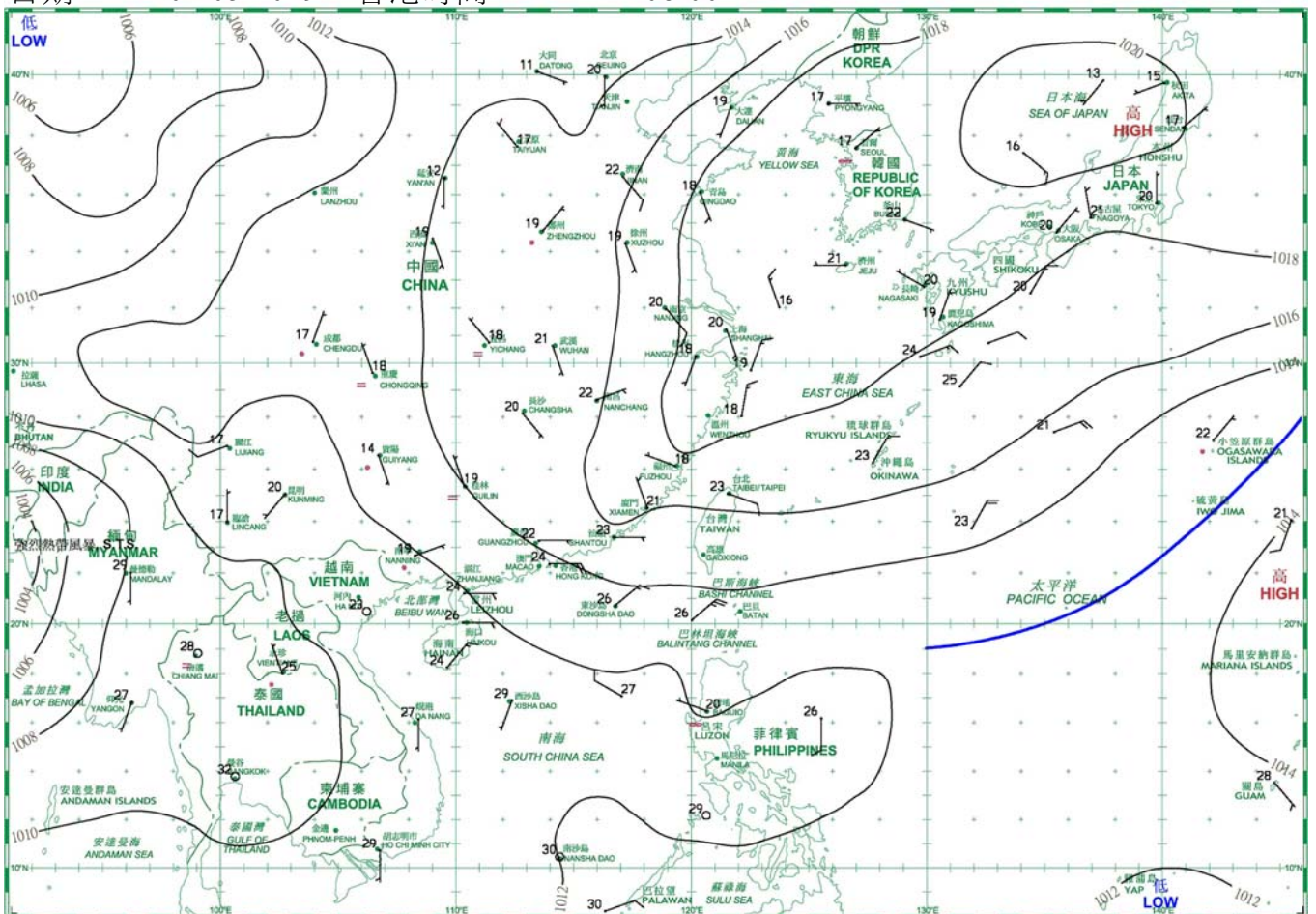


~~~~~ 等壓線 Isobar(hPa)     
  暖鋒 Warm Front     
  靜止鋒 Stationary Front     
  消散中的冷鋒 Dissipating Cold Front  
 冷鋒 Cold Front     
  錮囚鋒 Occlusion     
  槽軸 (線) Axis of Trough     
  熱帶氣旋中心 Centre of Tropical Cyclone

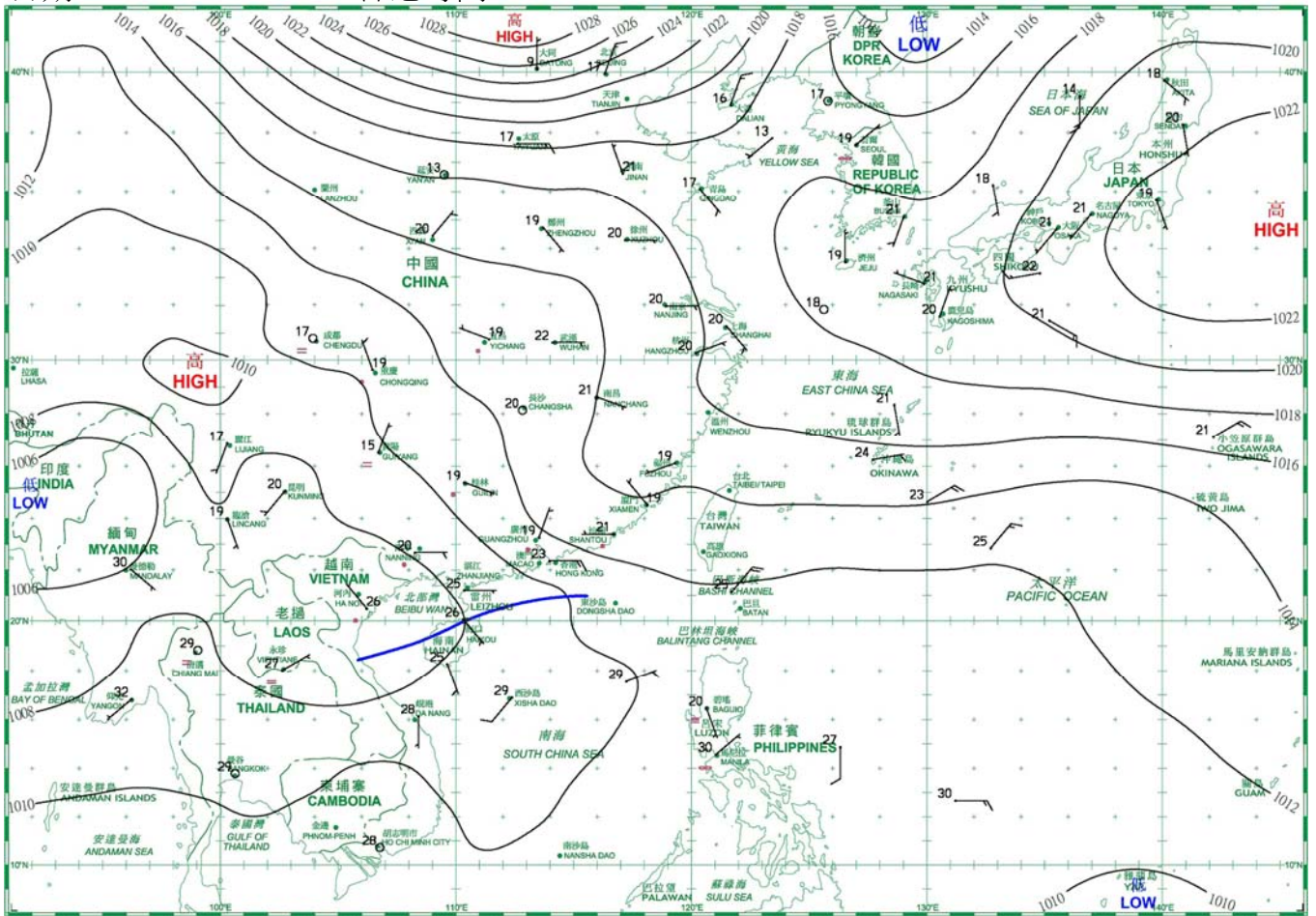
日期/Date: 03.05.2019 香港時間/HK Time: 08:00



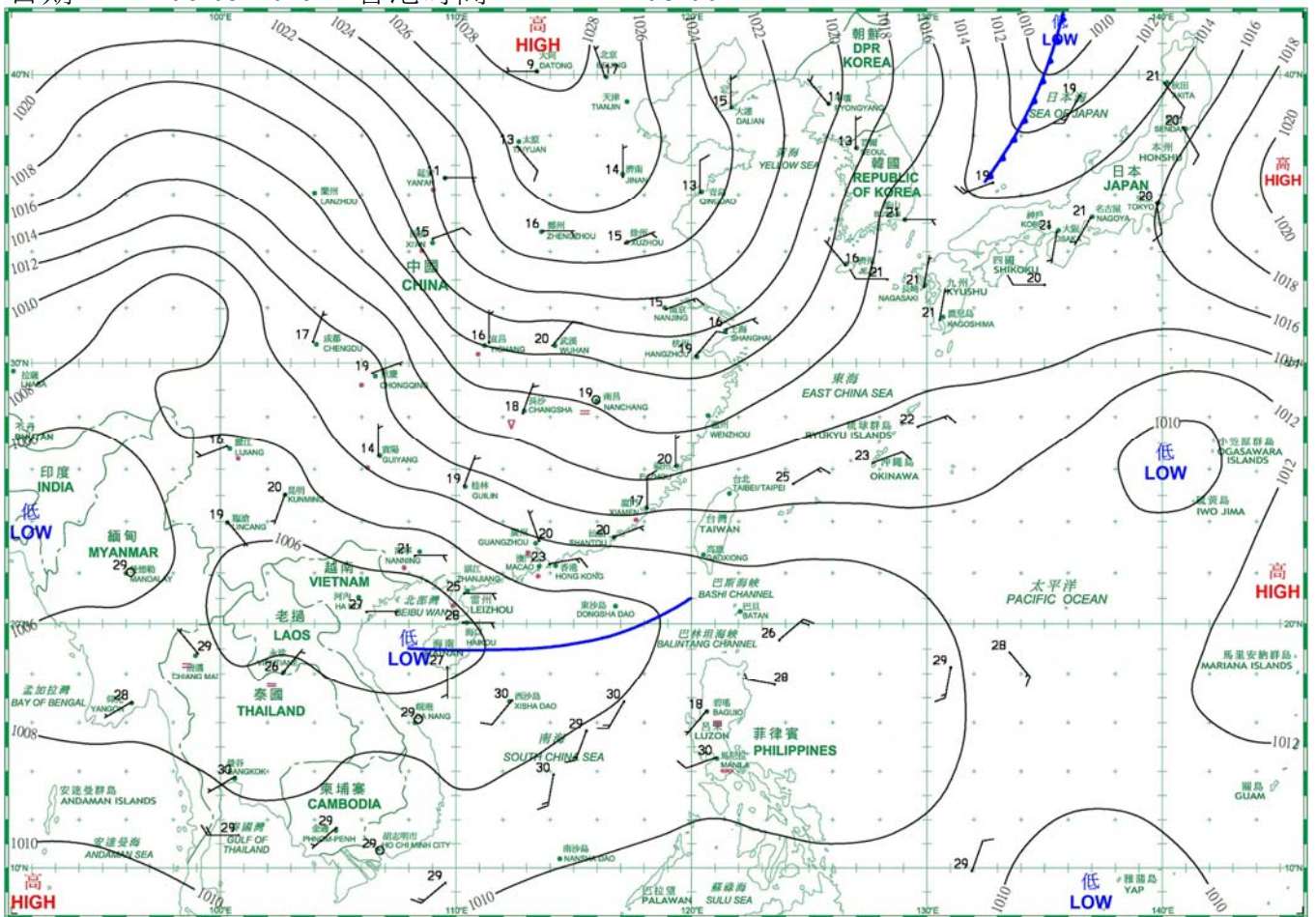
日期/Date: 04.05.2019 香港時間/HK Time: 08:00



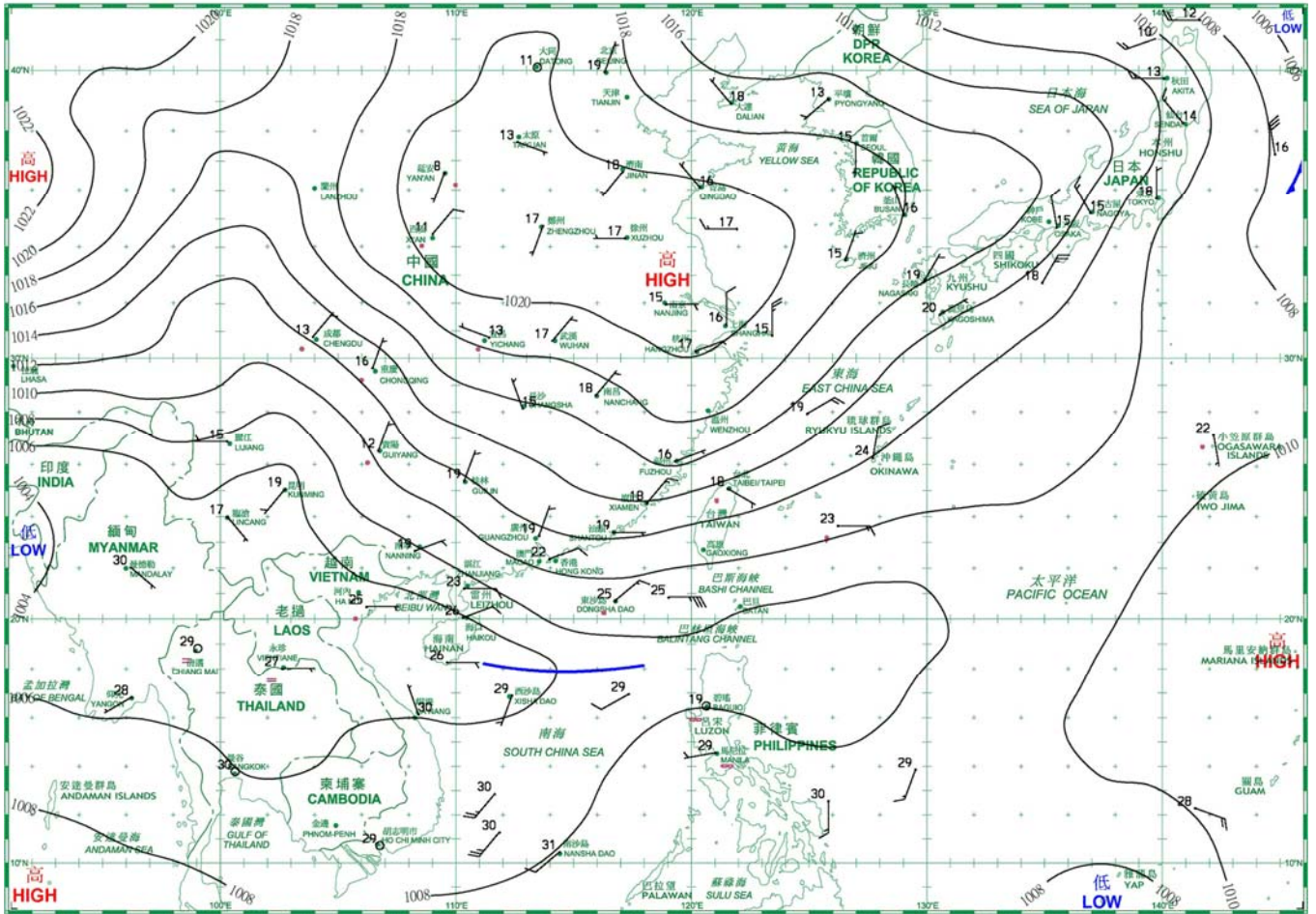
日期/Date: 05.05.2019 香港時間/HK Time: 08:00



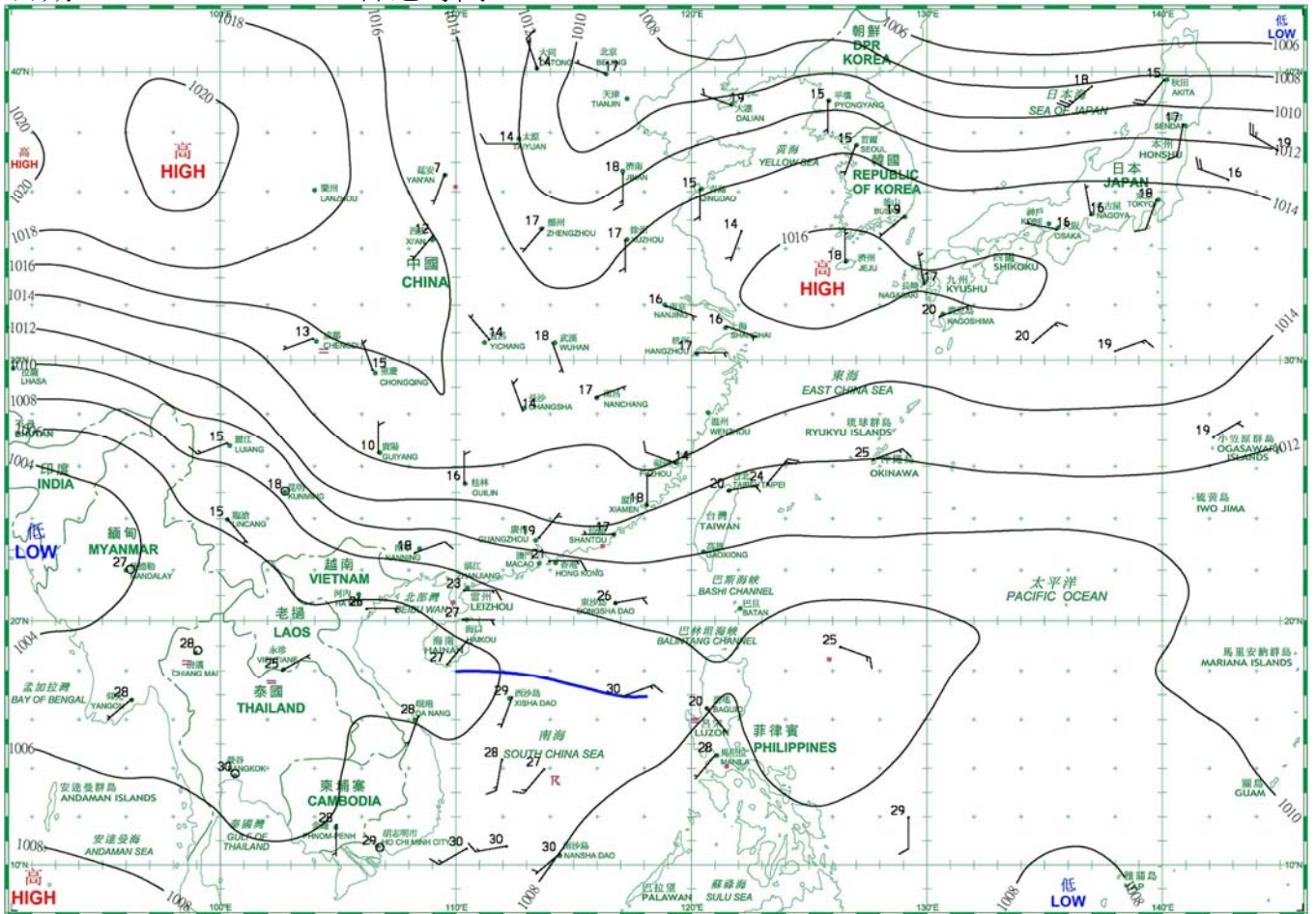
日期/Date: 06.05.2019 香港時間/HK Time: 08:00



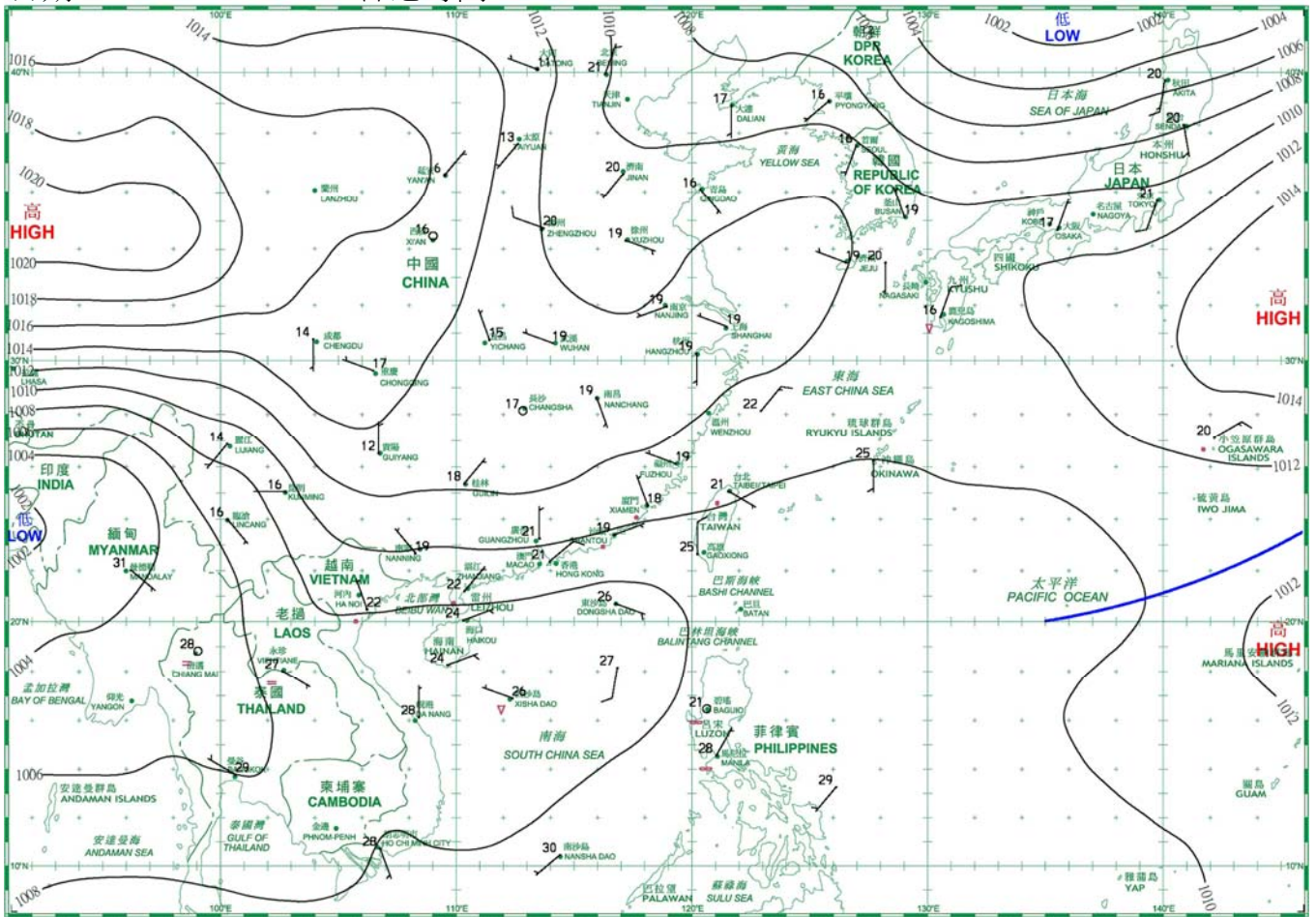
日期/Date: 07.05.2019 香港時間/HK Time: 08:00



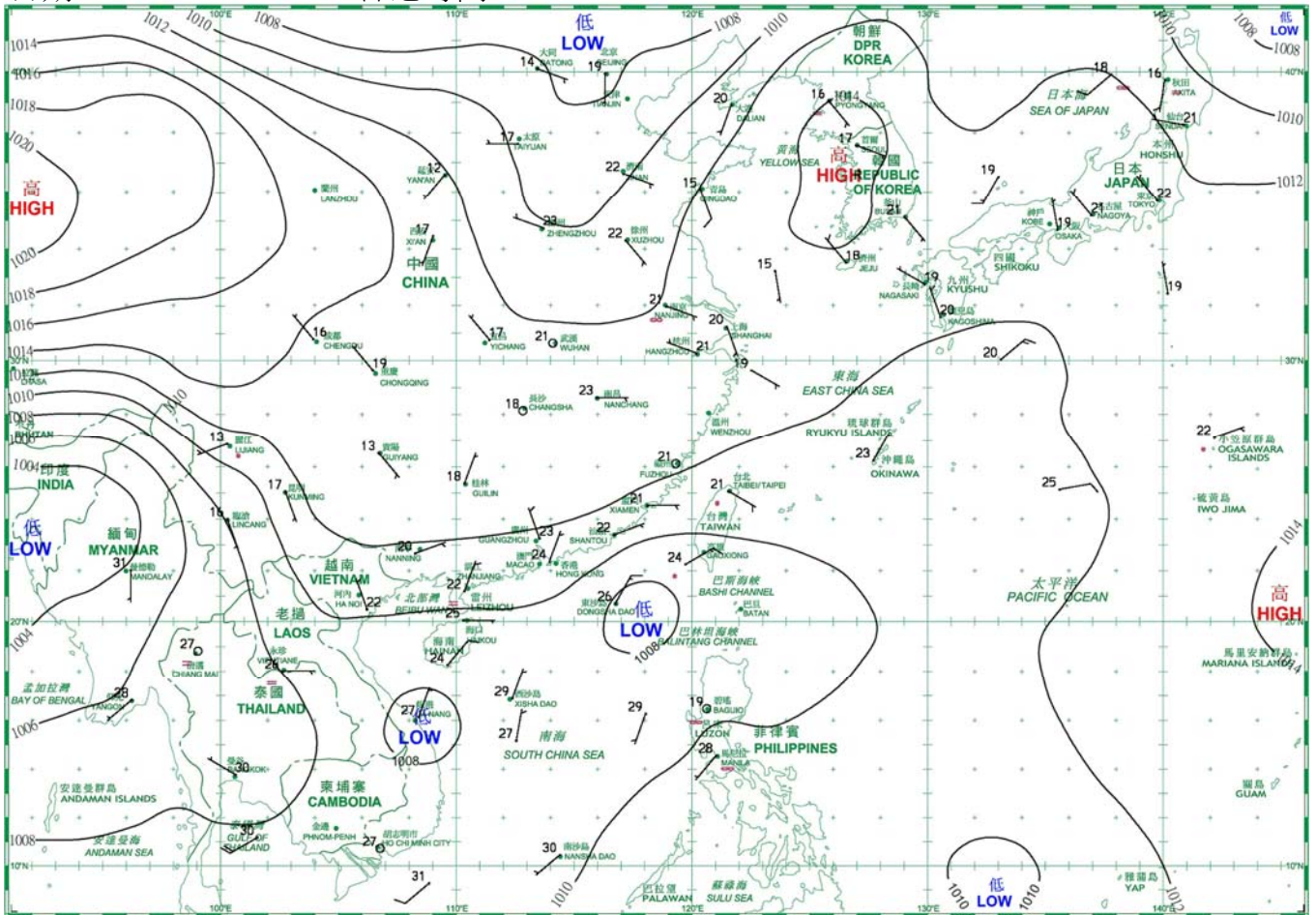
日期/Date: 08.05.2019 香港時間/HK Time: 08:00



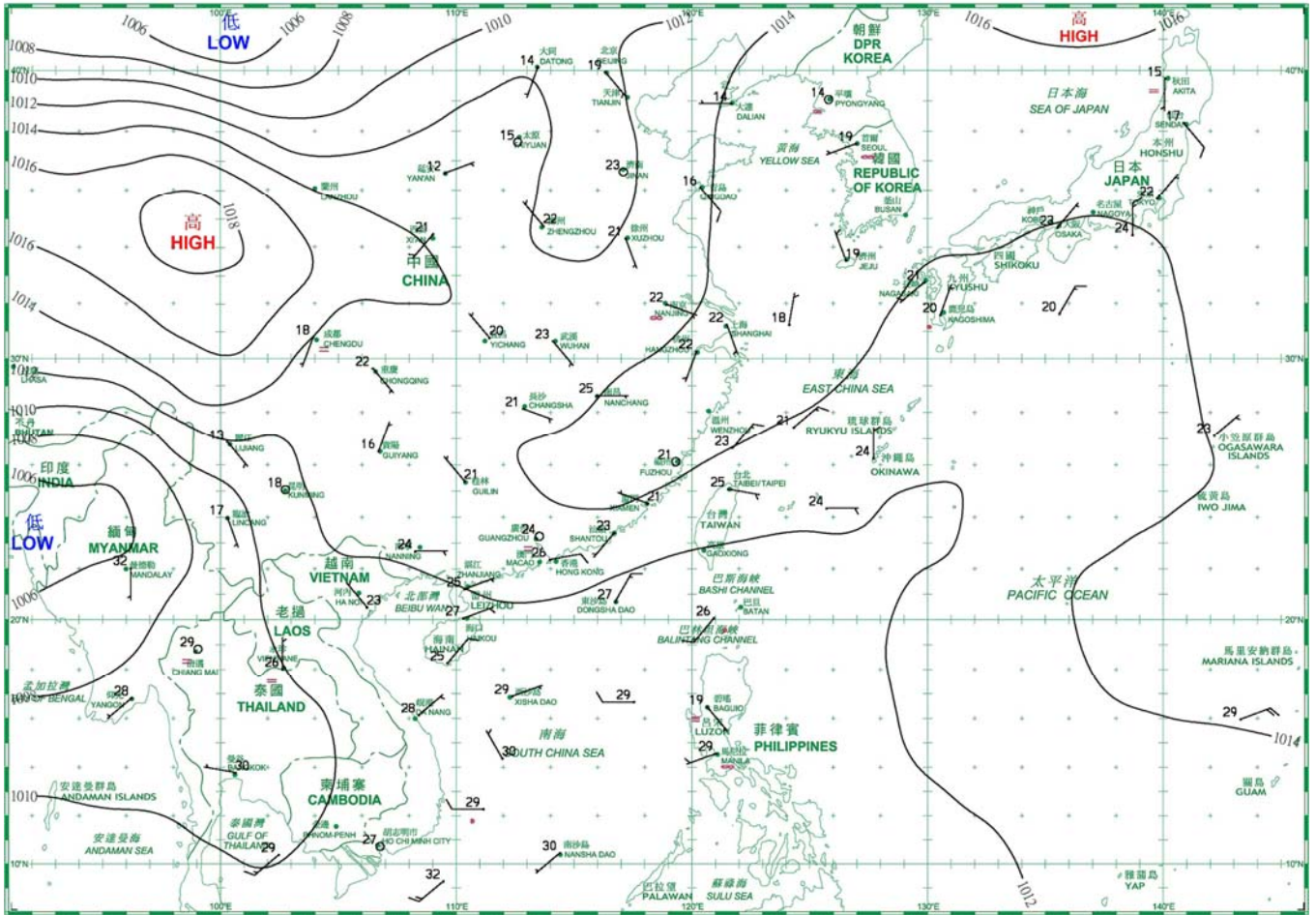
日期/Date: 09.05.2019 香港時間/HK Time: 08:00



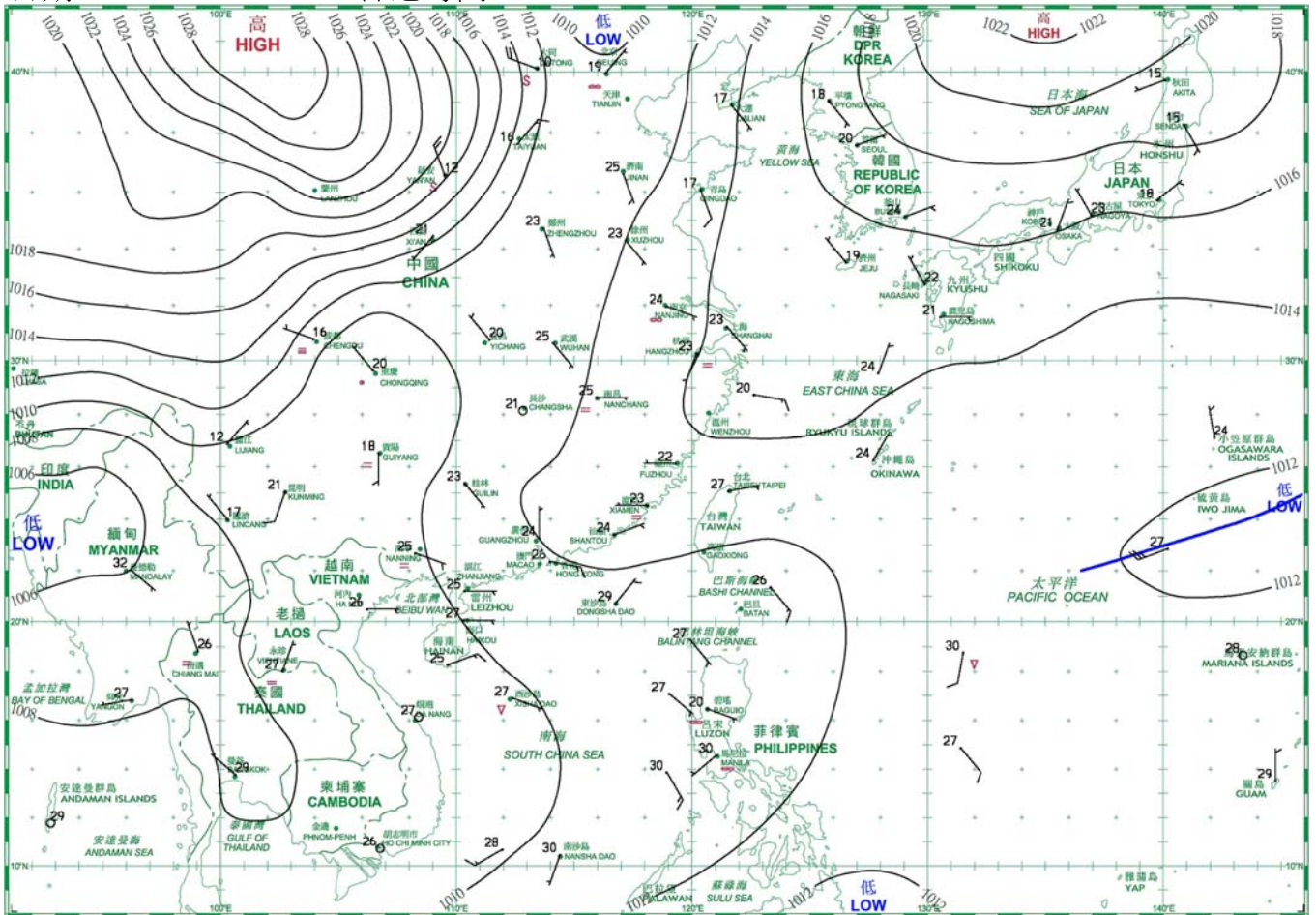
日期/Date: 10.05.2019 香港時間/HK Time: 08:00



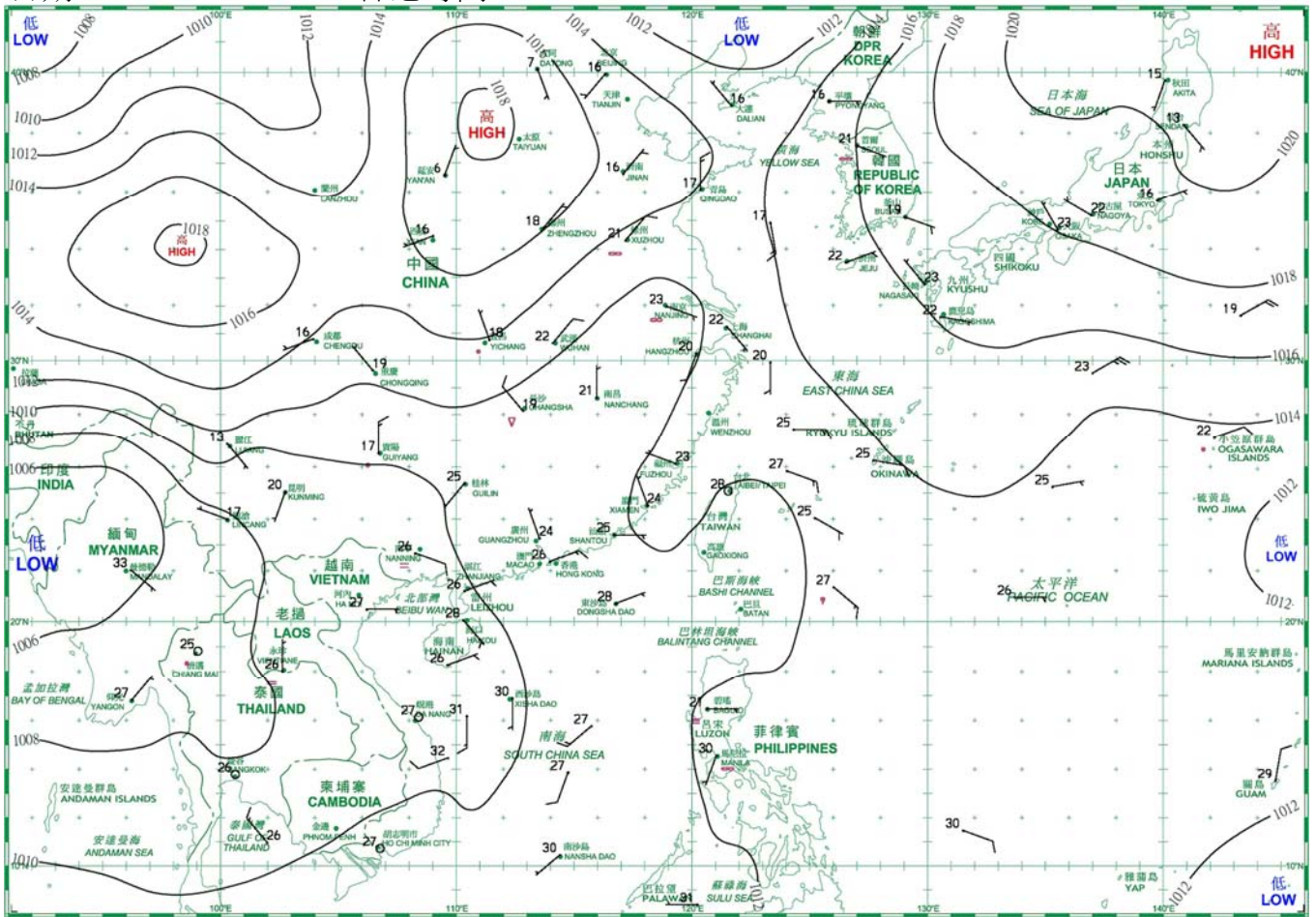
日期/Date: 11.05.2019 香港時間/HK Time: 08:00



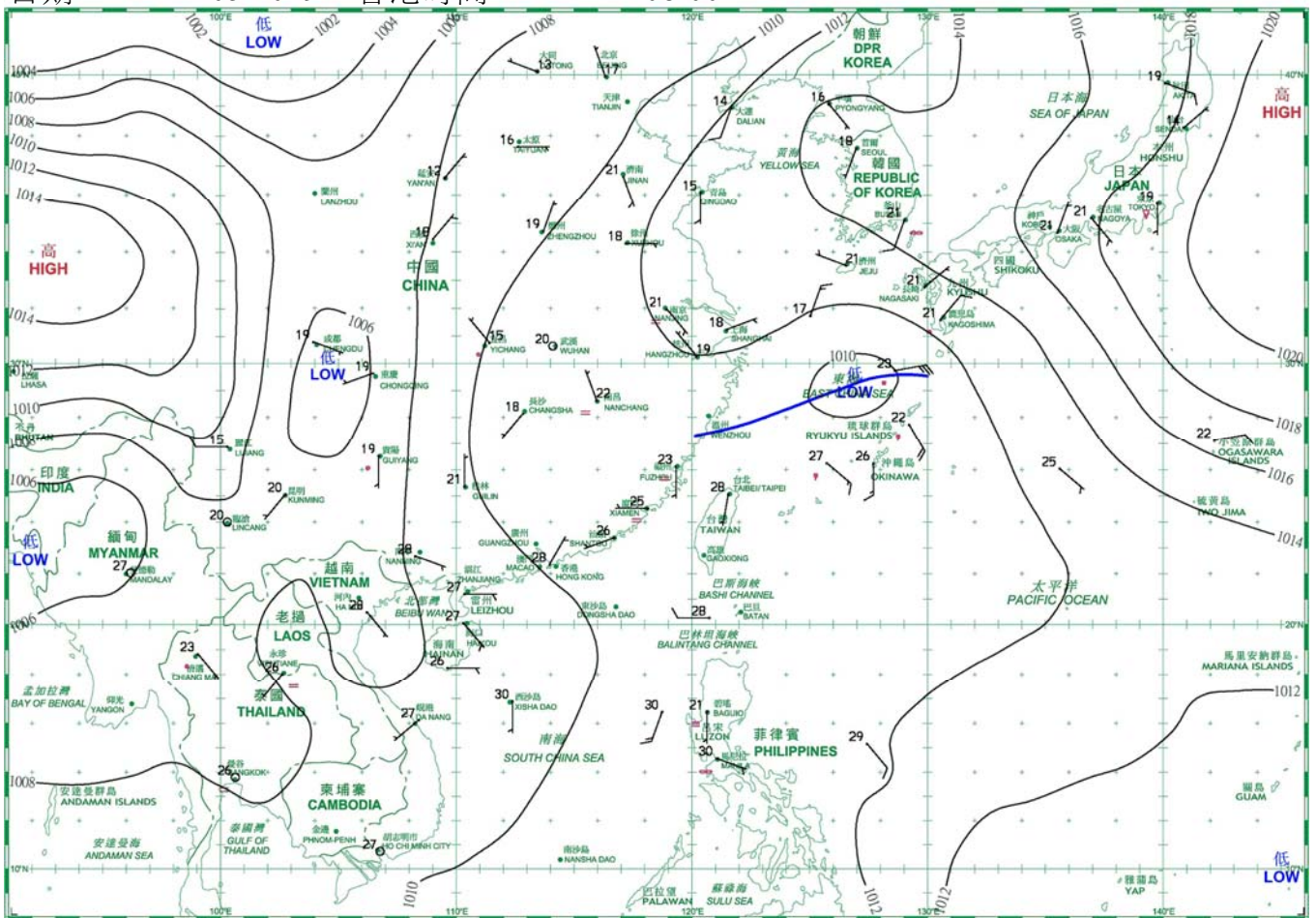
日期/Date: 12.05.2019 香港時間/HK Time: 08:00



日期/Date: 13.05.2019 香港時間/HK Time: 08:00

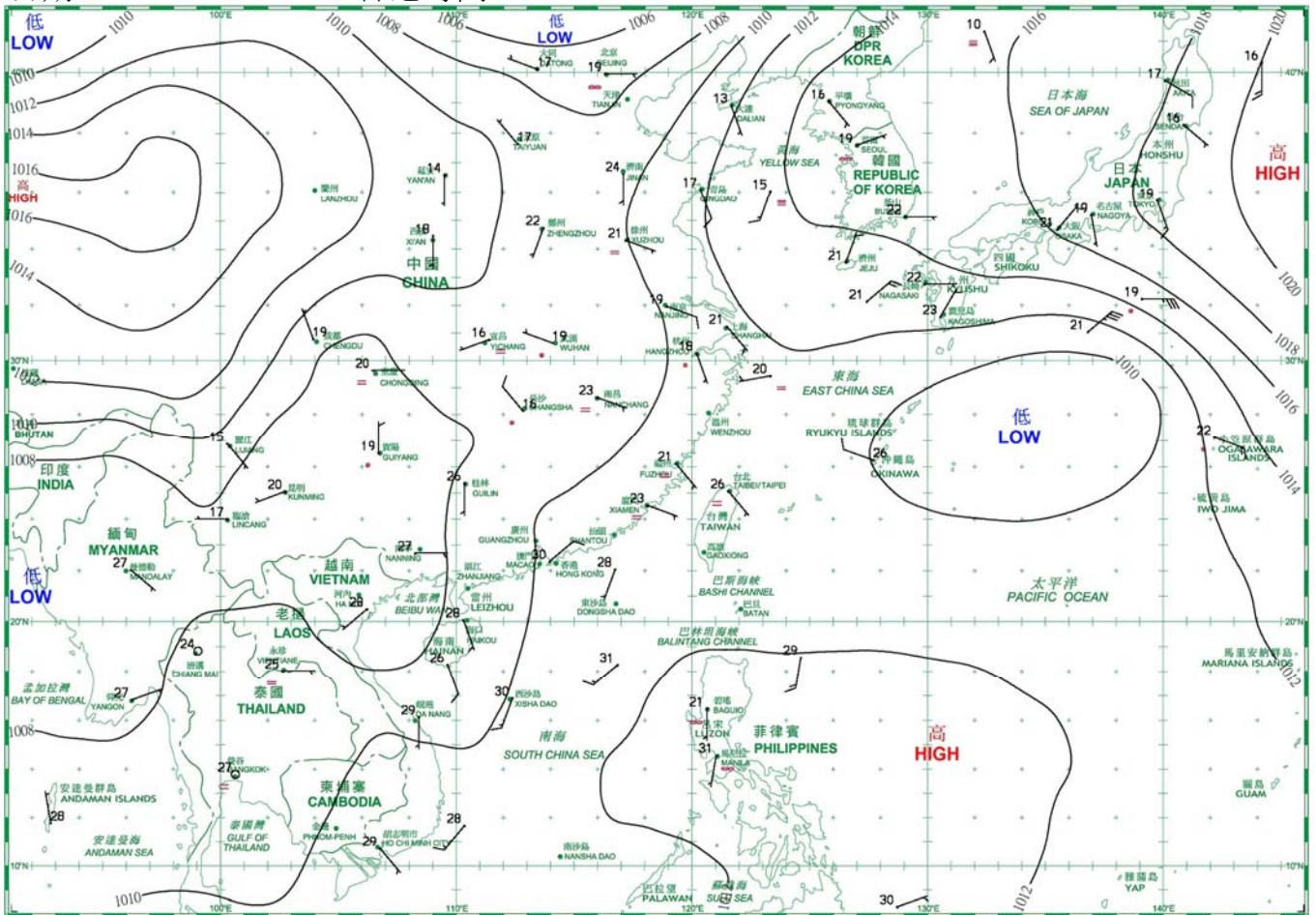


日期/Date: 14.05.2019 香港時間/HK Time: 08:00

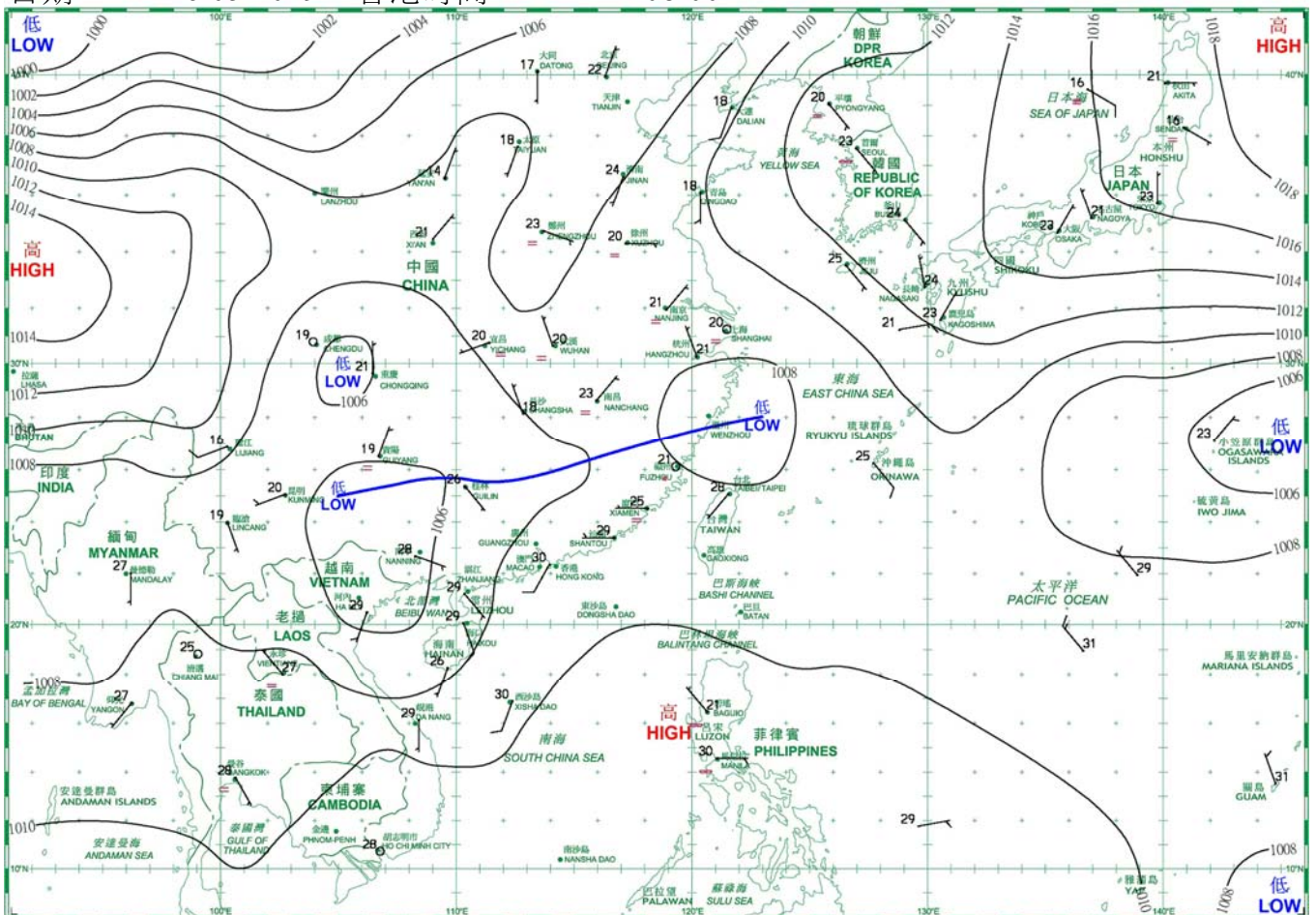




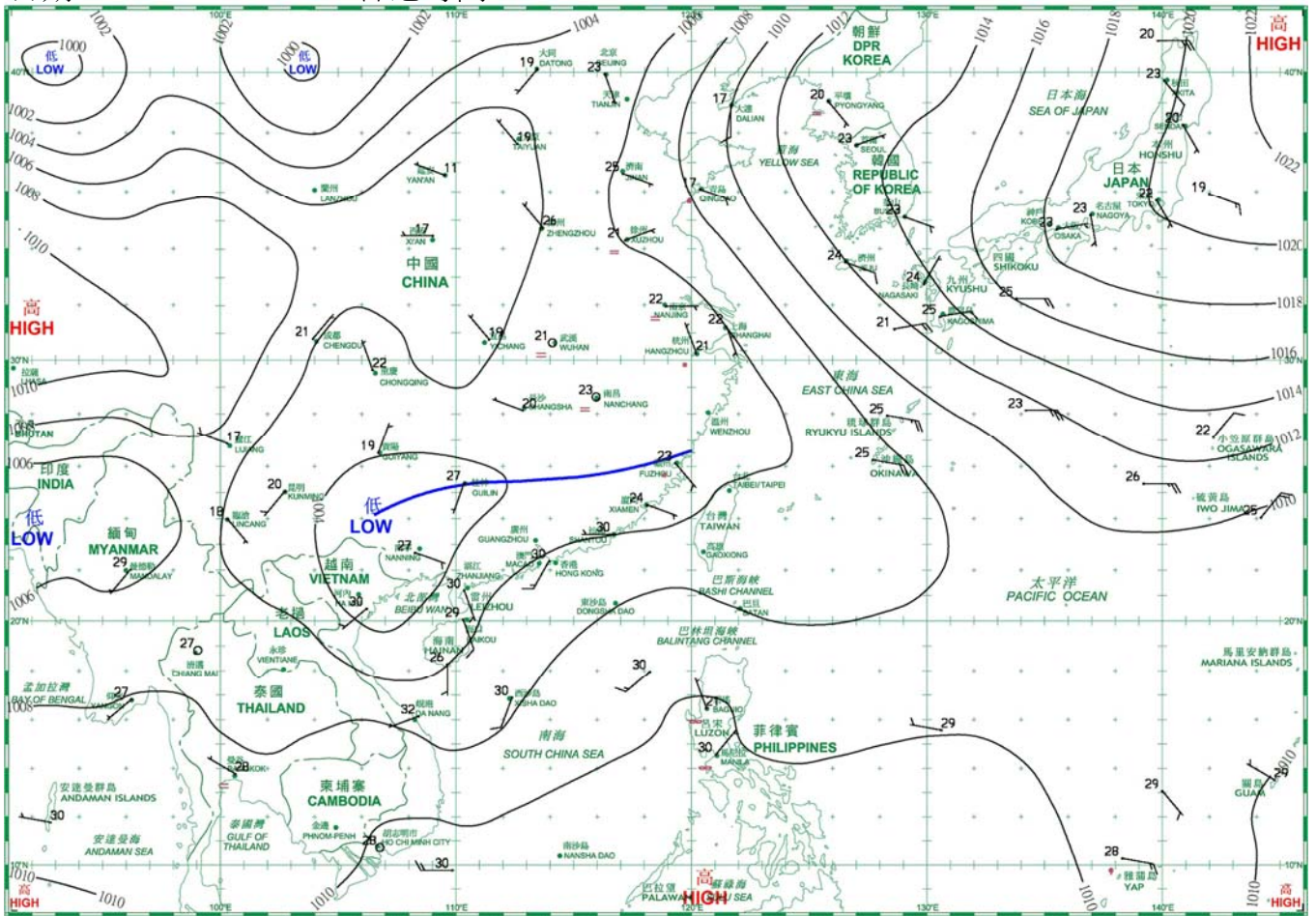
日期/Date: 15.05.2019 香港時間/HK Time: 08:00



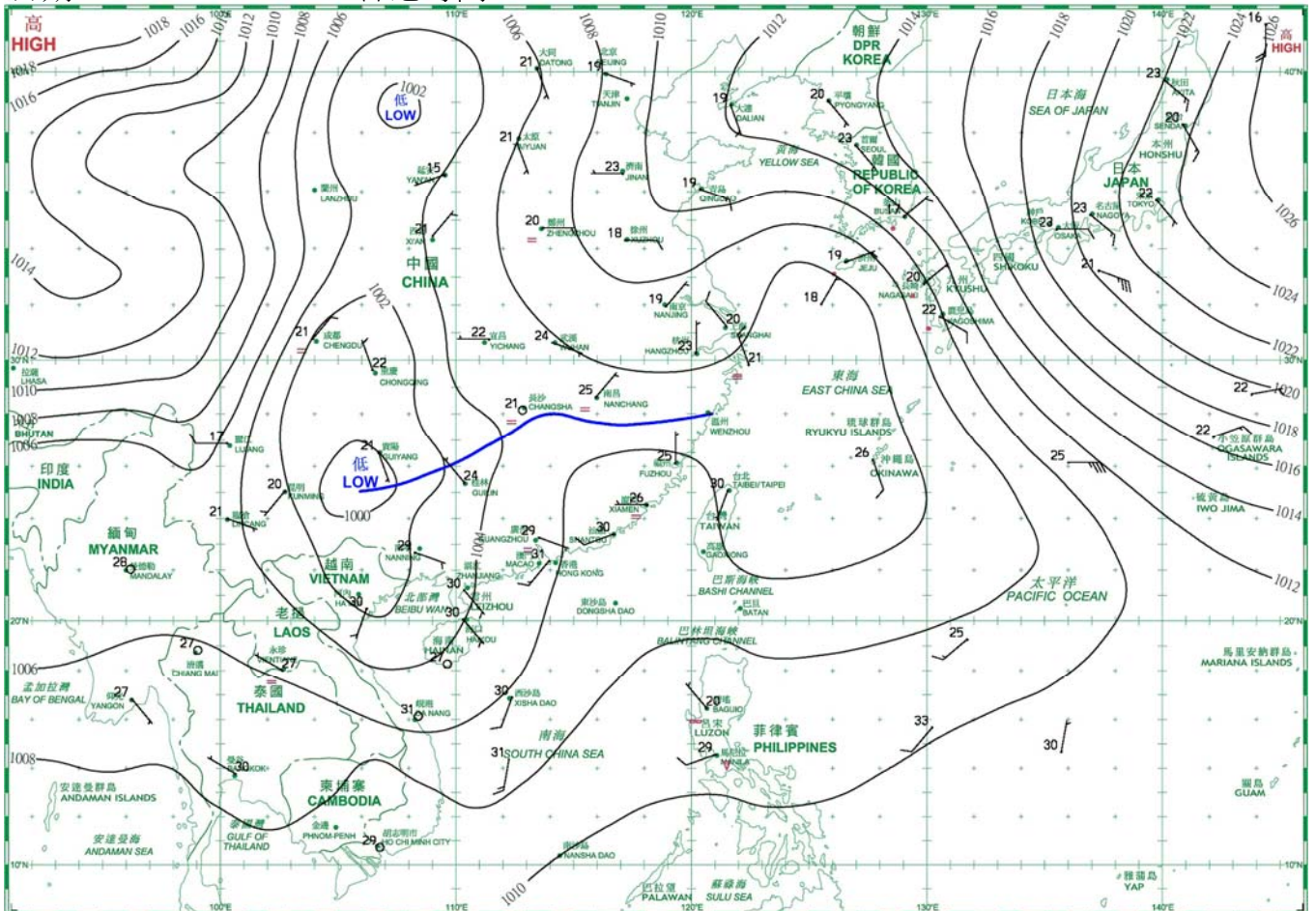
日期/Date: 16.05.2019 香港時間/HK Time: 08:00



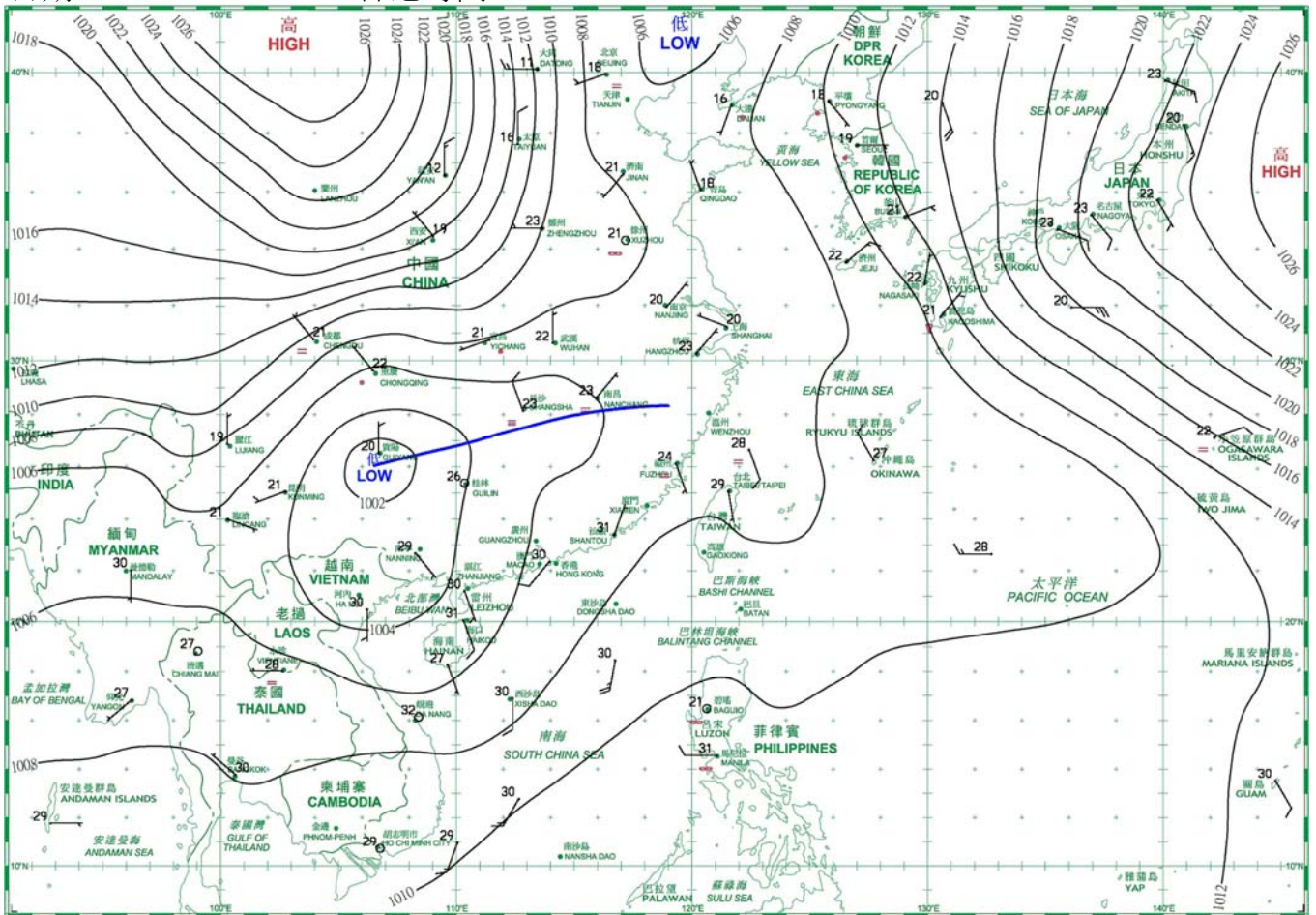
日期/Date: 17.05.2019 香港時間/HK Time: 08:00



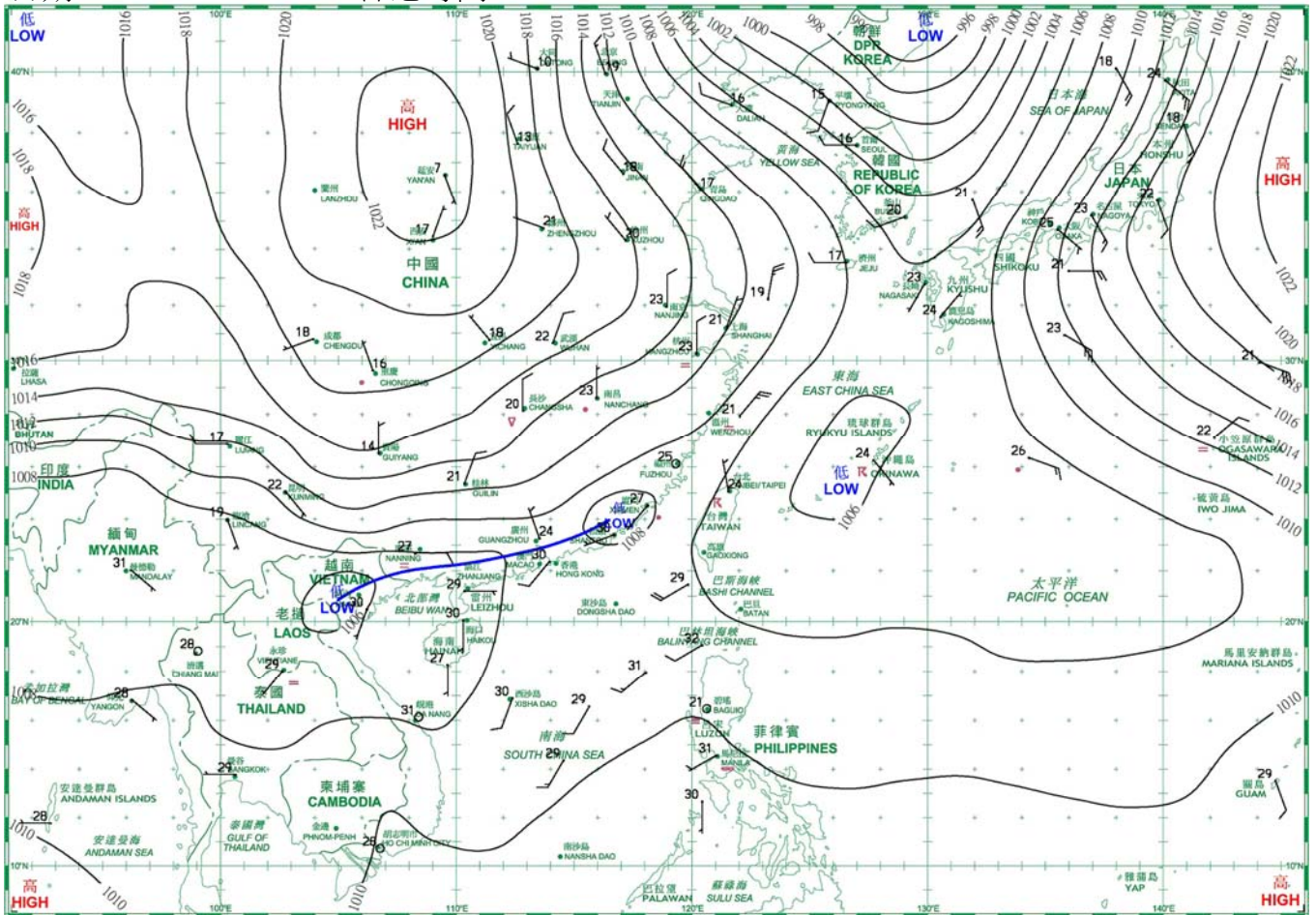
日期/Date: 18.05.2019 香港時間/HK Time: 08:00



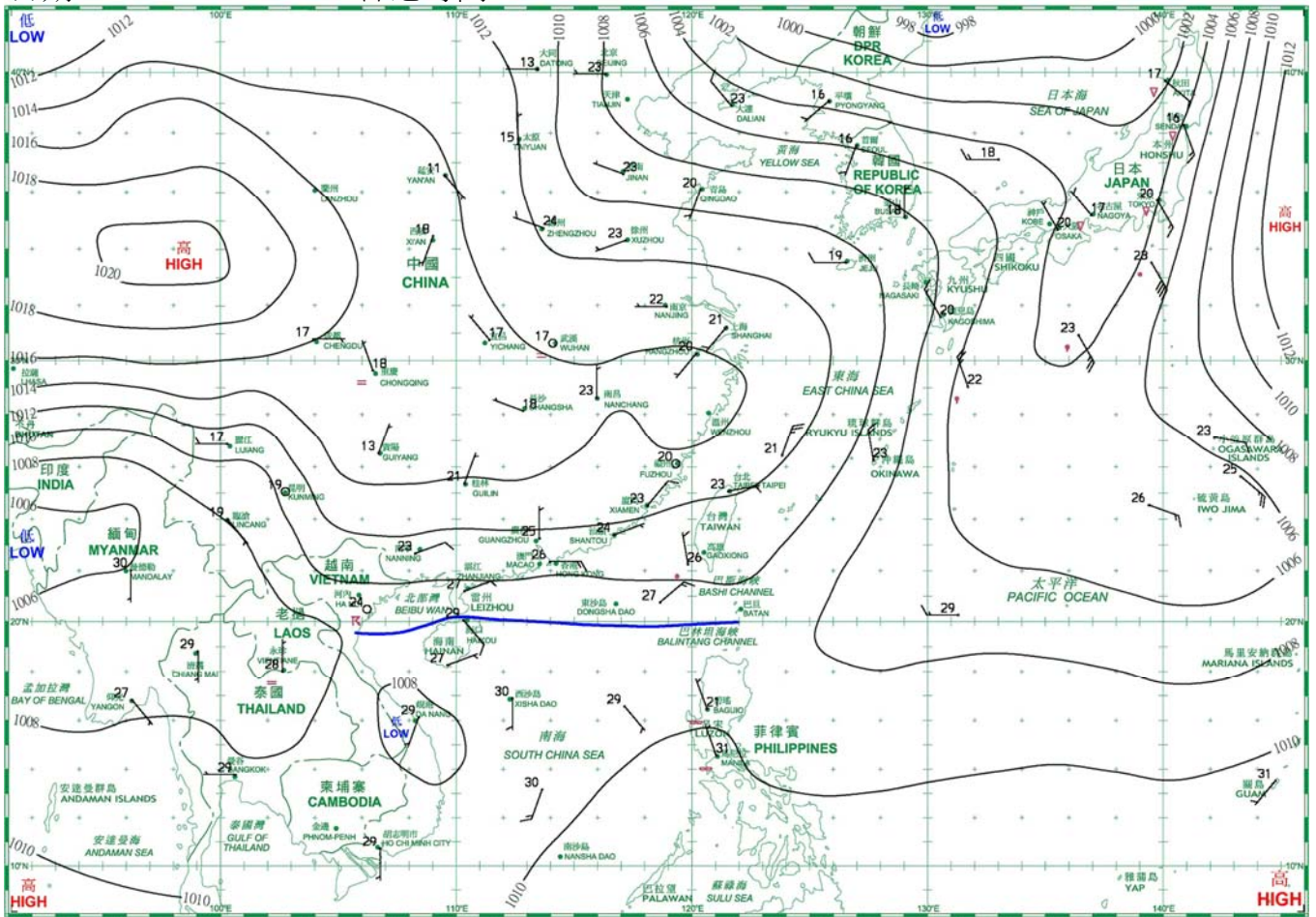
日期/Date: 19.05.2019 香港時間/HK Time: 08:00



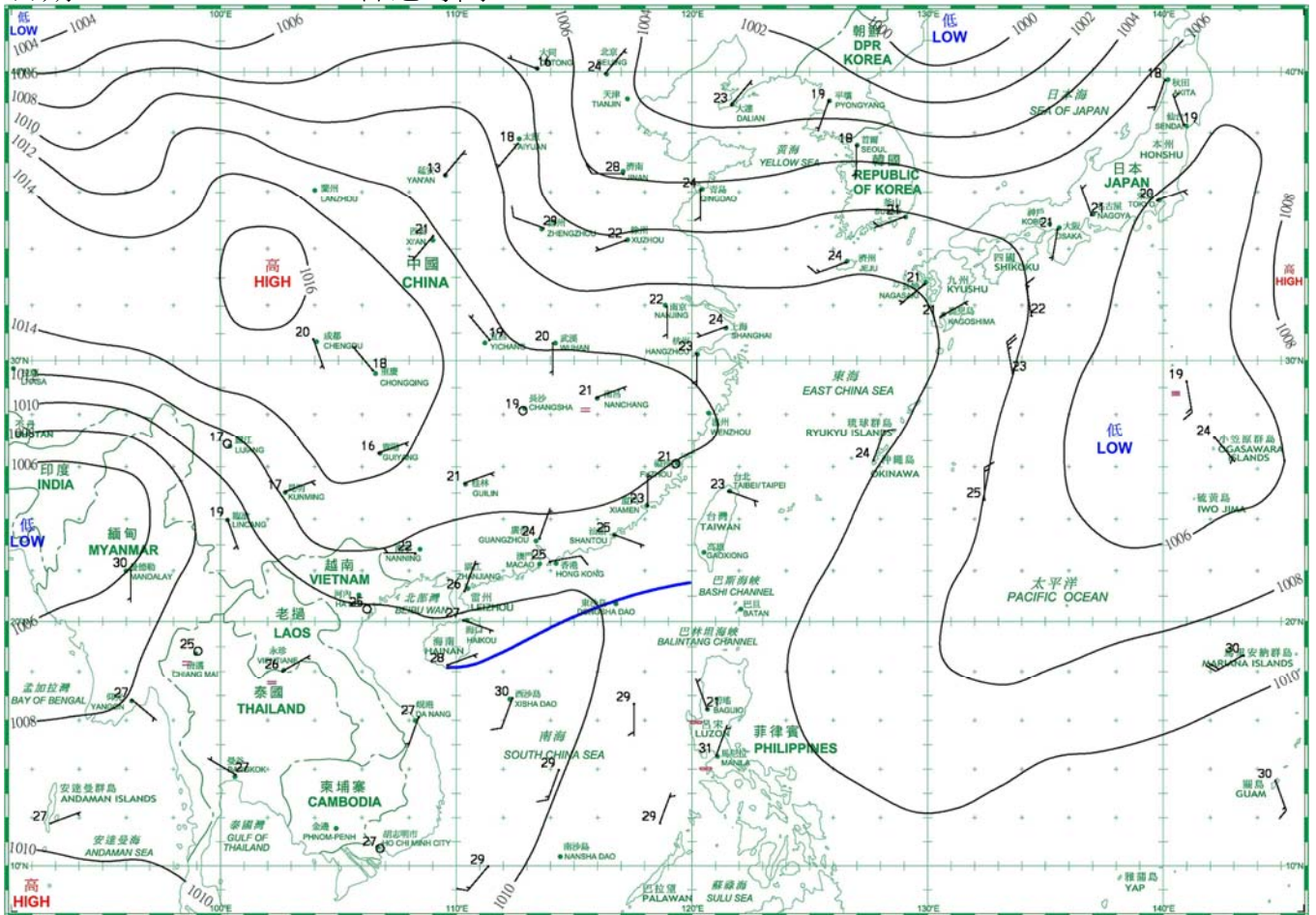
日期/Date: 20.05.2019 香港時間/HK Time: 08:00



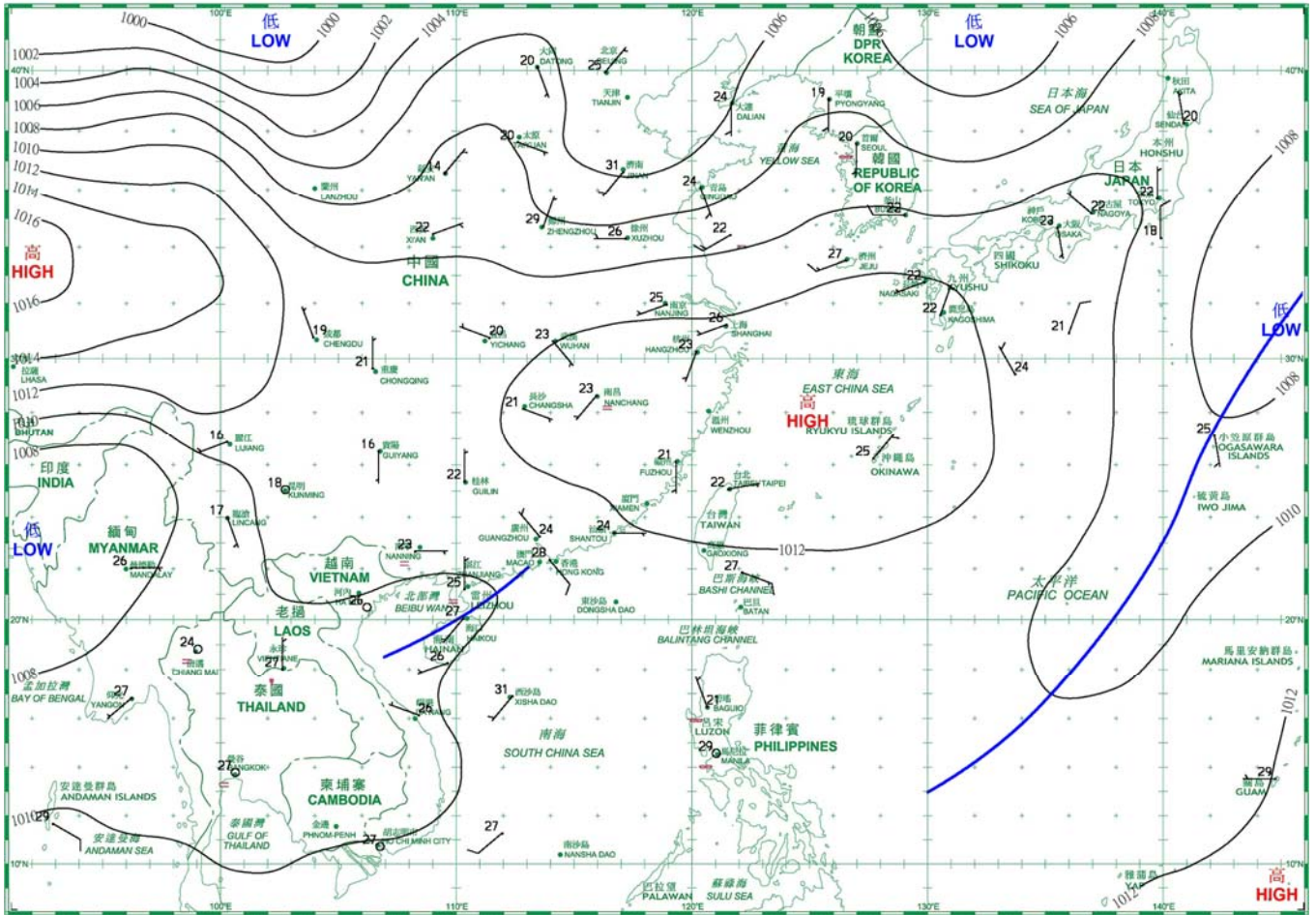
日期/Date: 21.05.2019 香港時間/HK Time: 08:00



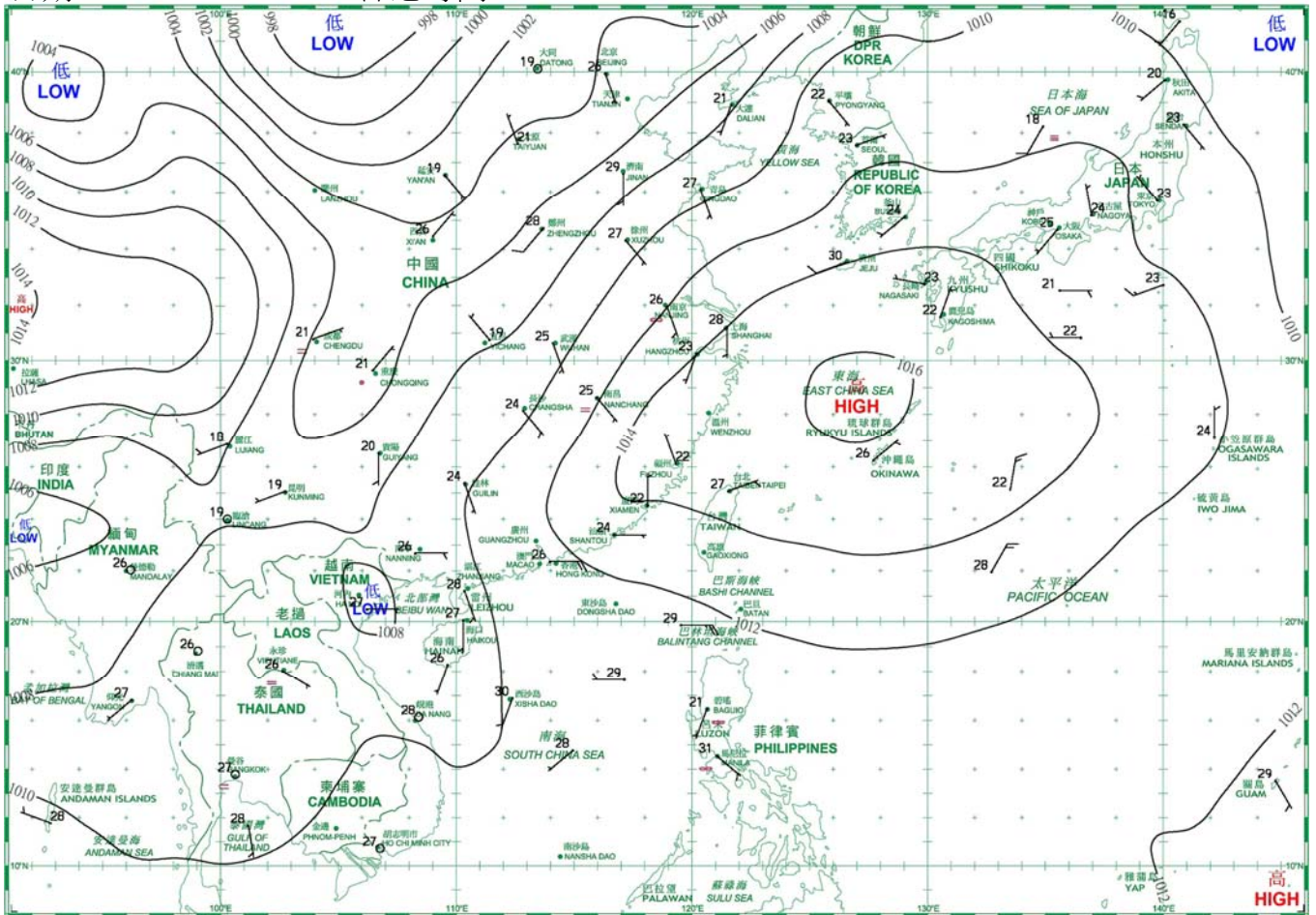
日期/Date: 22.05.2019 香港時間/HK Time: 08:00



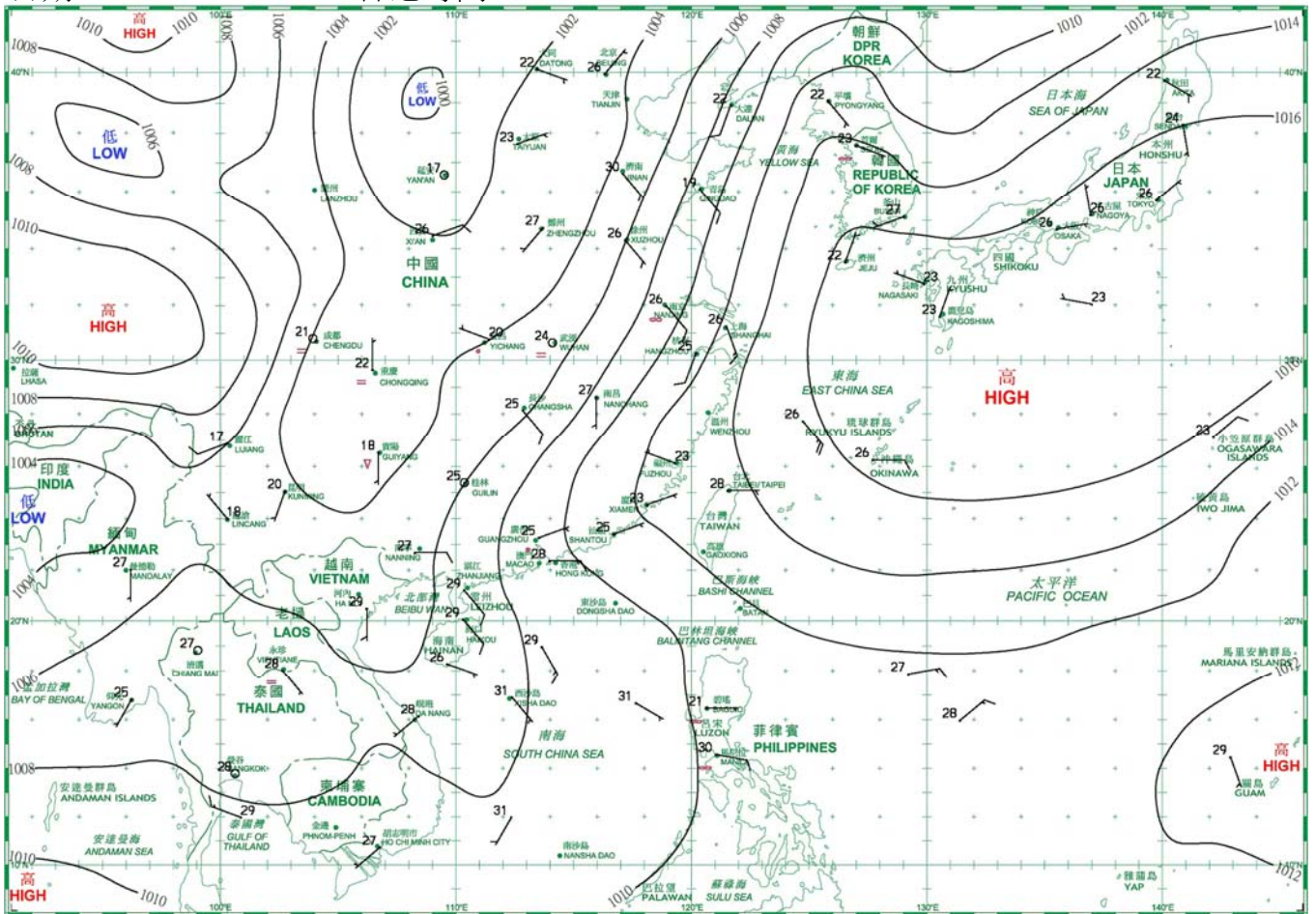
日期/Date: 23.05.2019 香港時間/HK Time: 08:00



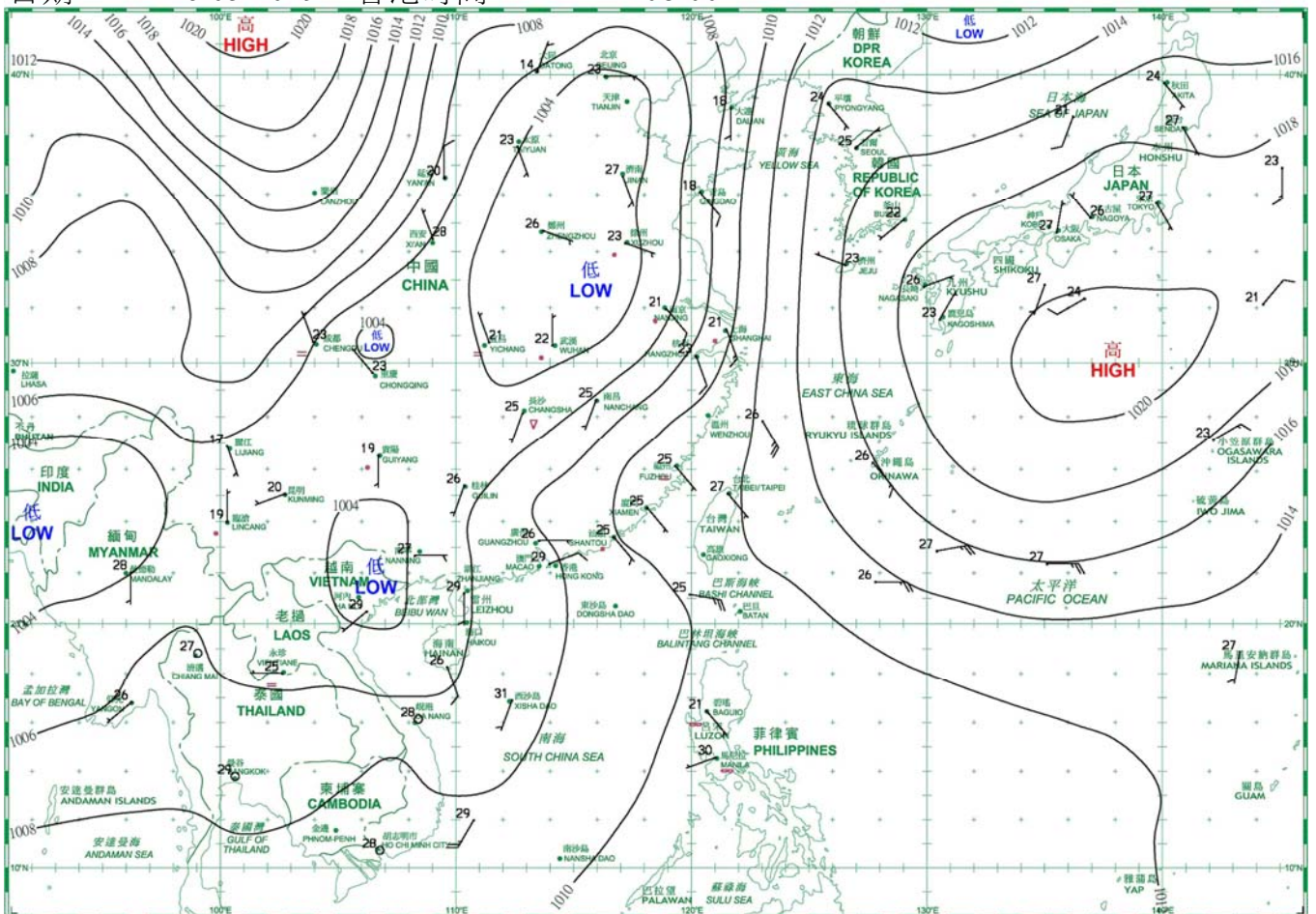
日期/Date: 24.05.2019 香港時間/HK Time: 08:00



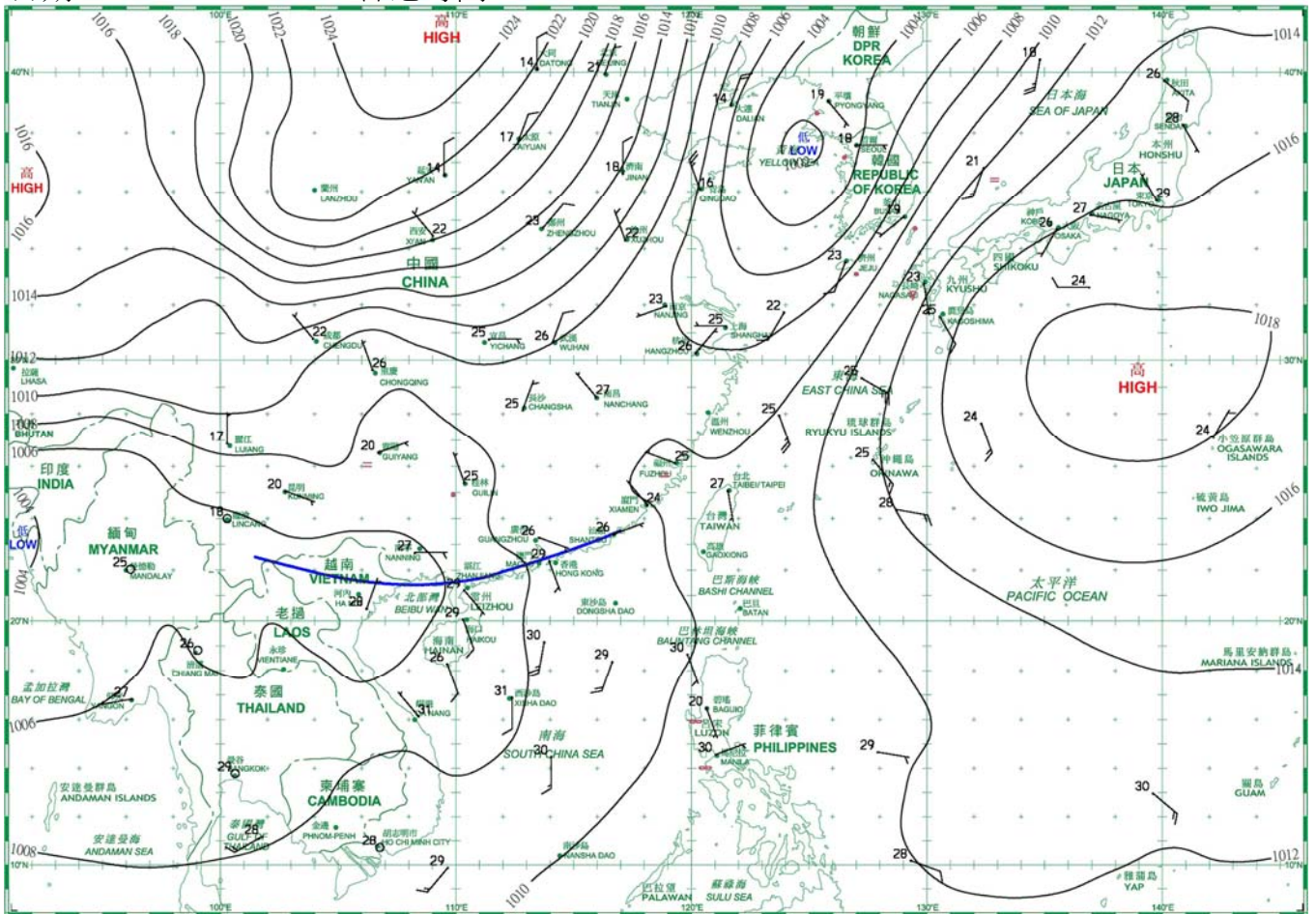
日期/Date: 25.05.2019 香港時間/HK Time: 08:00



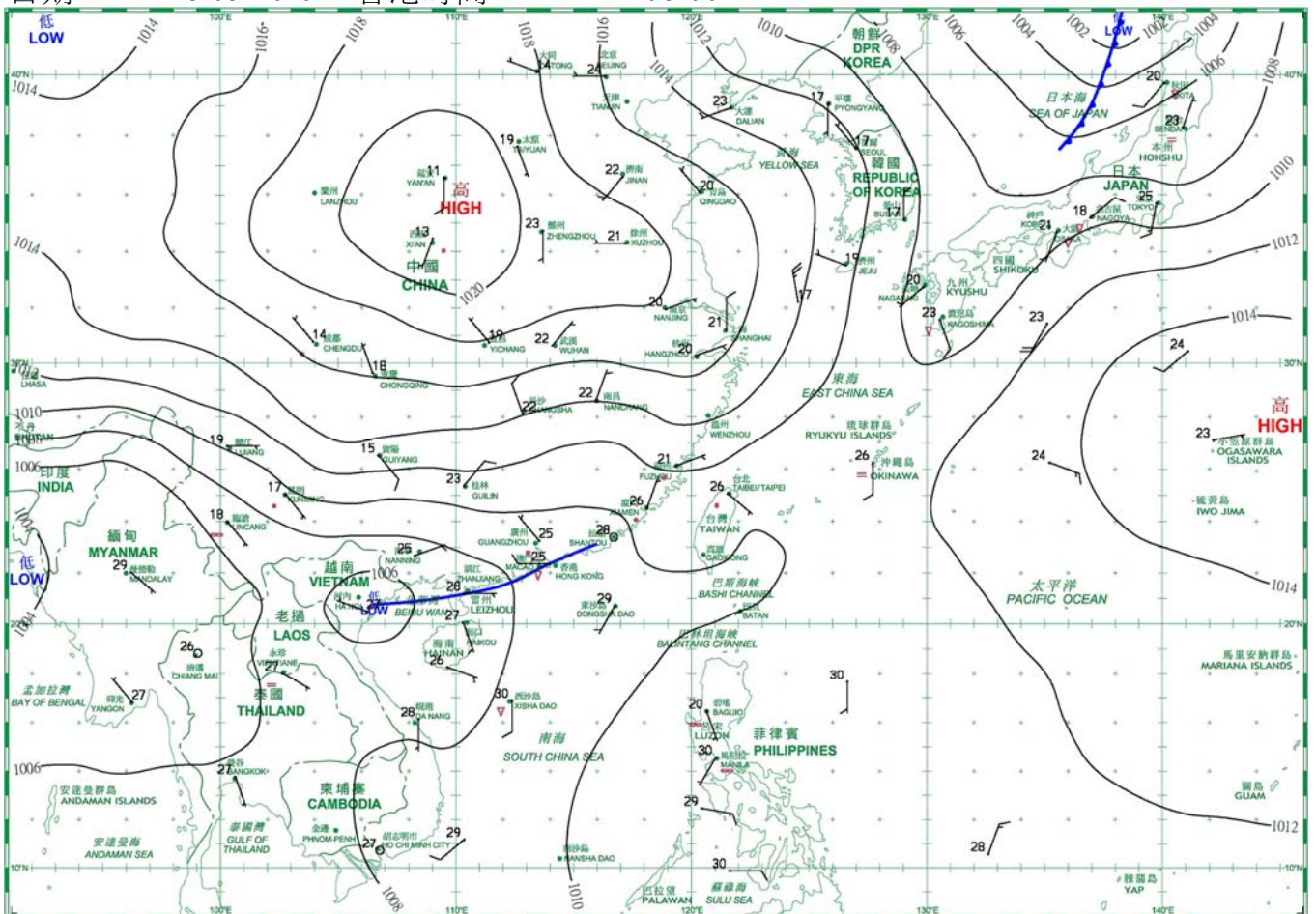
日期/Date: 26.05.2019 香港時間/HK Time: 08:00



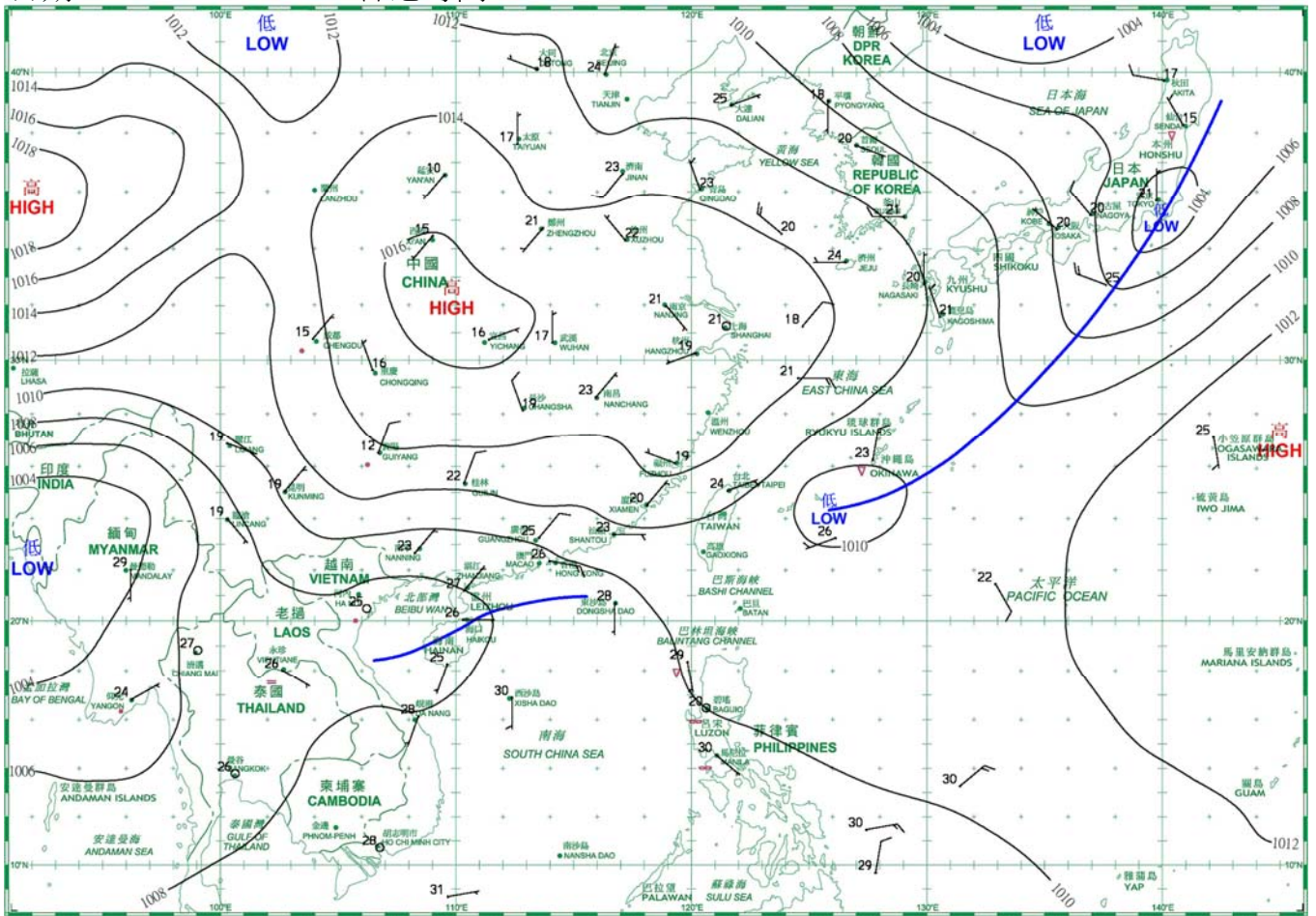
日期/Date: 27.05.2019 香港時間/HK Time: 08:00



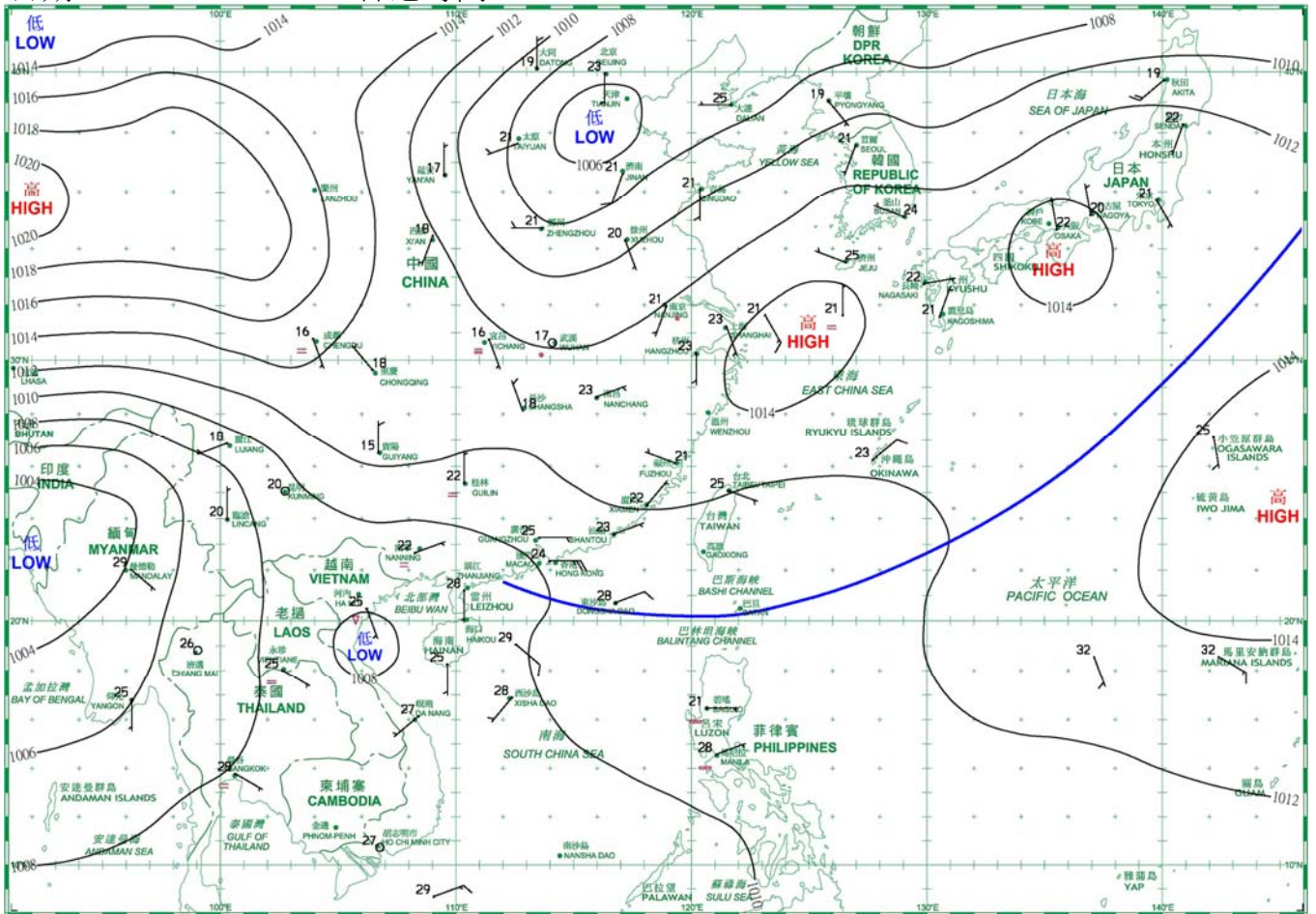
日期/Date: 28.05.2019 香港時間/HK Time: 08:00



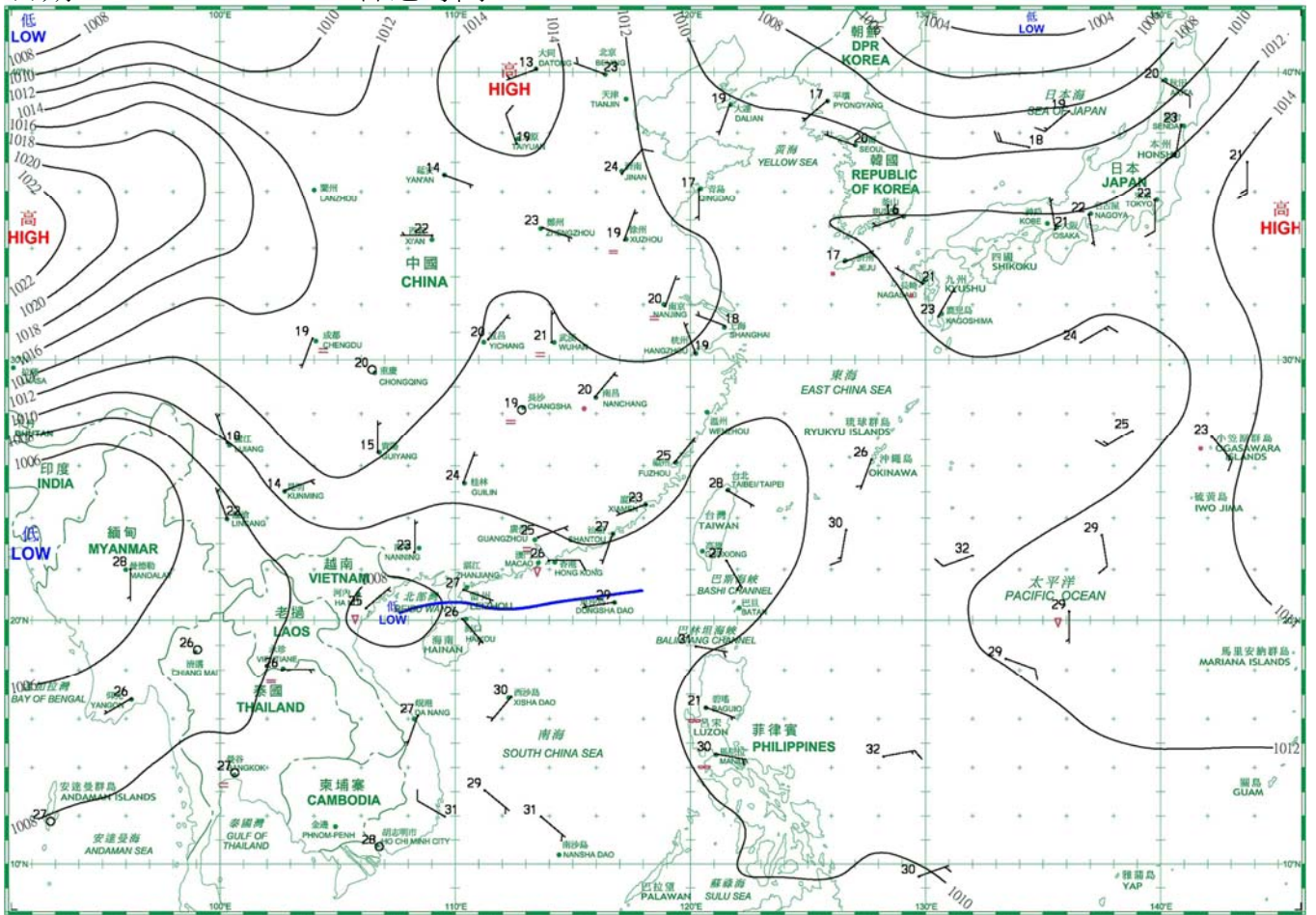
日期/Date: 29.05.2019 香港時間/HK Time: 08:00



日期/Date: 30.05.2019 香港時間/HK Time: 08:00







### 3.1.1 二零一九年五月香港氣象觀測摘錄(一)

#### 3.1.1 Extract of Meteorological Observations in Hong Kong (Part 1), May 2019

| 日期<br>Date          | 平均氣壓<br>Mean<br>Pressure     | 氣 溫<br>Air Temperature |            |               | 平均<br>露點溫度<br>Mean<br>Dew Point<br>Temperature | 平均<br>相對濕度<br>Mean<br>Relative<br>Humidity | 平均雲量<br>Mean<br>Amount<br>of Cloud | 總雨量<br>Total<br>Rainfall |
|---------------------|------------------------------|------------------------|------------|---------------|------------------------------------------------|--------------------------------------------|------------------------------------|--------------------------|
|                     |                              | 最高<br>Maximum          | 平均<br>Mean | 最低<br>Minimum |                                                |                                            |                                    |                          |
| 五月<br>May           | 百帕斯卡<br>hPa                  | °C                     | °C         | °C            | °C                                             | %                                          | %                                  | 毫米<br>mm                 |
| 1                   | 1009.1                       | 27.1                   | 25.4       | 23.8          | 21.1                                           | 78                                         | 85                                 | 0.2                      |
| 2                   | 1012.1                       | 24.4                   | 23.0       | 21.7          | 19.2                                           | 80                                         | 89                                 | 0.5                      |
| 3                   | 1014.5                       | 24.0                   | 21.8       | 19.3          | 18.2                                           | 81                                         | 91                                 | 5.3                      |
| 4                   | 1013.2                       | 23.6                   | 22.6       | 21.0          | 18.1                                           | 76                                         | 88                                 | 8.4                      |
| 5                   | 1009.4                       | 22.3                   | 21.7       | 20.9          | 20.6                                           | 93                                         | 94                                 | 8.3                      |
| 6                   | 1008.7                       | 22.8                   | 21.8       | 20.0          | 20.1                                           | 90                                         | 95                                 | 11.3                     |
| 7                   | 1010.2                       | 21.4                   | 20.5       | 18.9          | 18.3                                           | 87                                         | 95                                 | 17.0                     |
| 8                   | 1009.3                       | 21.2                   | 20.4       | 19.8          | 18.3                                           | 88                                         | 93                                 | 25.1                     |
| 9                   | 1008.1                       | 26.3                   | 22.7       | 20.2          | 21.1                                           | 90                                         | 92                                 | 10.0                     |
| 10                  | 1010.0                       | 26.7                   | 23.9       | 22.7          | 21.6                                           | 87                                         | 63                                 | -                        |
| 11                  | 1011.5                       | 28.9                   | 25.3       | 22.8          | 20.8                                           | 76                                         | 14                                 | -                        |
| 12                  | 1011.2                       | 28.9                   | 25.5       | 23.5          | 21.7                                           | 80                                         | 57                                 | -                        |
| 13                  | 1010.5                       | 26.3                   | 25.1       | 23.9          | 23.1                                           | 89                                         | 92                                 | Tr                       |
| 14                  | 1009.2                       | 31.1                   | 27.5       | 25.2          | 24.4                                           | 84                                         | 64                                 | -                        |
| 15                  | 1009.1                       | 30.9                   | 28.5       | 26.4          | 25.6                                           | 85                                         | 85                                 | Tr                       |
| 16                  | 1007.4                       | 31.5                   | 29.2       | 27.8          | 26.0                                           | 83                                         | 82                                 | 0.8                      |
| 17                  | 1005.5                       | 31.6                   | 29.6       | 28.4          | 25.9                                           | 80                                         | 82                                 | 0.1                      |
| 18                  | 1005.2                       | 32.3                   | 30.0       | 28.5          | 26.1                                           | 80                                         | 77                                 | Tr                       |
| 19                  | 1006.9                       | 32.3                   | 30.2       | 29.2          | 26.3                                           | 80                                         | 79                                 | -                        |
| 20                  | 1008.0                       | 32.0                   | 29.1       | 25.0          | 25.9                                           | 83                                         | 85                                 | 9.0                      |
| 21                  | 1010.8                       | 26.5                   | 25.0       | 22.6          | 21.6                                           | 82                                         | 91                                 | 3.3                      |
| 22                  | 1010.1                       | 28.3                   | 25.3       | 22.6          | 22.1                                           | 83                                         | 77                                 | 0.7                      |
| 23                  | 1010.2                       | 26.8                   | 25.9       | 24.7          | 24.1                                           | 90                                         | 89                                 | 6.5                      |
| 24                  | 1011.0                       | 25.8                   | 24.8       | 23.8          | 23.4                                           | 92                                         | 97                                 | 21.5                     |
| 25                  | 1008.8                       | 28.9                   | 26.7       | 25.1          | 24.9                                           | 90                                         | 89                                 | 2.4                      |
| 26                  | 1007.8                       | 28.1                   | 26.5       | 24.7          | 25.0                                           | 92                                         | 83                                 | 15.1                     |
| 27                  | 1008.1                       | 28.0                   | 26.5       | 25.4          | 25.2                                           | 93                                         | 87                                 | 27.8                     |
| 28                  | 1008.7                       | 27.7                   | 25.9       | 23.9          | 24.6                                           | 92                                         | 87                                 | 43.9                     |
| 29                  | 1009.9                       | 25.7                   | 24.7       | 23.4          | 23.1                                           | 91                                         | 95                                 | 3.2                      |
| 30                  | 1010.1                       | 25.9                   | 24.4       | 23.2          | 22.5                                           | 89                                         | 97                                 | 3.2                      |
| 31                  | 1008.7                       | 26.7                   | 25.7       | 25.0          | 24.4                                           | 93                                         | 93                                 | 11.0                     |
| 平均/總值<br>Mean/Total | 1009.5                       | 27.2                   | 25.3       | 23.7          | 22.7                                           | 86                                         | 83                                 | 234.6                    |
| 正常*<br>Normal*      | 1009.3                       | 28.4                   | 25.9       | 24.1          | 22.6                                           | 83                                         | 76                                 | 304.7                    |
| 觀測站<br>Station      | 天文台<br>Hong Kong Observatory |                        |            |               |                                                |                                            |                                    |                          |

天文台於五月十七日 17 時 15 分錄得本月最低氣壓 1003.1 百帕斯卡。

The minimum pressure recorded at the Hong Kong Observatory was 1003.1 hectopascals at 1715 HKT on 17 May.

天文台於五月十八日 15 時 34 分及五月十九日 15 時 36 分錄得本月最高氣溫 32.3 °C。

The maximum air temperature recorded at the Hong Kong Observatory was 32.3 °C at 1534 HKT on 18 May and at 1536 HKT on 19 May.

天文台於五月七日 19 時 31 分錄得本月最低氣溫 18.9 °C。

The minimum air temperature recorded at the Hong Kong Observatory was 18.9 °C at 1931 HKT on 7 May.

京士柏於五月二十六日 11 時 17 分錄得本月最高1分鐘平均降雨率 82 毫米/小時。

The maximum 1-minute mean rainfall rate recorded at King's Park was 82 millimetres per hour at 1117 HKT on 26 May.

\* 1981-2010 氣候平均值 (除特別列明外) (<http://www.hko.gov.hk/wxinfo/climat/normal/cnormal05.htm>)

\* 1981-2010 Climatological normal, unless otherwise specified (<http://www.hko.gov.hk/wxinfo/climat/normal/enormal05.htm>)

Tr - 微量 (降雨量少於 0.05 毫米)

Tr - Trace of rainfall (amount less than 0.05 mm)

### 3.1.2 二零一九年五月香港氣象觀測摘錄(二)

#### 3.1.2 Extract of Meteorological Observations in Hong Kong (Part 2), May 2019

| 日期<br>Date          | 出現低能見度的時數#<br>Number of hours of<br>Reduced Visibility# | 總日照<br>Total Bright<br>Sunshine | 每日太陽總輻射<br>Daily Global<br>Solar Radiation | 總蒸發量<br>Total<br>Evaporation | 盛行風向<br>Prevailing<br>Wind Direction | 平均風速<br>Mean<br>Wind Speed |
|---------------------|---------------------------------------------------------|---------------------------------|--------------------------------------------|------------------------------|--------------------------------------|----------------------------|
| 五月<br>May           | 小時<br>hours                                             | 小時<br>hours                     | 兆焦耳/米 <sup>2</sup><br>MJ/m <sup>2</sup>    | 毫米<br>mm                     | 度<br>degrees                         | 公里/小時<br>km/h              |
| 1                   | 1                                                       | 3.0                             | 13.81                                      | 3.9                          | 020                                  | 17.9                       |
| 2                   | 0                                                       | 0.2                             | 6.79                                       | 2.2                          | 060                                  | 36.5                       |
| 3                   | 0                                                       | 1.7                             | 11.86                                      | 2.6                          | 060                                  | 36.6                       |
| 4                   | 0                                                       | -                               | 6.33                                       | 1.3                          | 070                                  | 43.3                       |
| 5                   | 0                                                       | -                               | 2.62                                       | 0.1                          | 060                                  | 39.9                       |
| 6                   | 0                                                       | -                               | 4.98                                       | 1.8                          | 060                                  | 42.0                       |
| 7                   | 0                                                       | -                               | 4.05                                       | 2.3                          | 070                                  | 49.7                       |
| 8                   | 0                                                       | -                               | 4.24                                       | 2.1                          | 060                                  | 42.1                       |
| 9                   | 0                                                       | 1.0                             | 11.16                                      | 1.4                          | 040                                  | 20.3                       |
| 10                  | 0                                                       | 3.4                             | 11.28                                      | 2.4                          | 080                                  | 13.0                       |
| 11                  | 0                                                       | 11.3                            | 24.91                                      | 4.9                          | 070                                  | 15.4                       |
| 12                  | 0                                                       | 9.7                             | 25.66                                      | 4.9                          | 050                                  | 22.1                       |
| 13                  | 0                                                       | 0.5                             | 11.76                                      | 2.7                          | 040                                  | 19.4                       |
| 14                  | 0                                                       | 8.0                             | 20.38                                      | 3.9                          | 030                                  | 8.6                        |
| 15                  | 0                                                       | 1.8                             | 9.71                                       | 1.4                          | 160                                  | 8.9                        |
| 16                  | 0                                                       | 5.0                             | 18.86                                      | 4.1                          | 230                                  | 30.3                       |
| 17                  | 0                                                       | 3.9                             | 16.61                                      | 3.7                          | 230                                  | 28.9                       |
| 18                  | 0                                                       | 9.0                             | 22.74                                      | 5.3                          | 230                                  | 26.9                       |
| 19                  | 0                                                       | 7.2                             | 19.60                                      | 4.7                          | 220                                  | 25.2                       |
| 20                  | 0                                                       | 2.7                             | 12.84                                      | 3.9                          | 230                                  | 14.5                       |
| 21                  | 0                                                       | 0.2                             | 9.40                                       | 2.6                          | 070                                  | 34.3                       |
| 22                  | 0                                                       | 8.6                             | 23.04                                      | 4.0                          | 070                                  | 17.3                       |
| 23                  | 0                                                       | 0.1                             | 7.00                                       | 2.7                          | 080                                  | 26.2                       |
| 24                  | 0                                                       | 0.1                             | 4.73                                       | 0.4                          | 080                                  | 37.6                       |
| 25                  | 0                                                       | 1.2                             | 10.30                                      | 1.2                          | 070                                  | 24.7                       |
| 26                  | 0                                                       | 2.5                             | 8.61                                       | 2.4                          | 120                                  | 12.7                       |
| 27                  | 0                                                       | -                               | 4.19                                       | 0.6                          | 140                                  | 10.5                       |
| 28                  | 0                                                       | 0.9                             | 6.16                                       | 0.8                          | 030                                  | 10.6                       |
| 29                  | 0                                                       | -                               | 3.54                                       | 0.7                          | 070                                  | 41.4                       |
| 30                  | 0                                                       | 1.0                             | 11.47                                      | 1.1                          | 070                                  | 37.3                       |
| 31                  | 0                                                       | 0.1                             | 8.17                                       | 0.4                          | 070                                  | 13.8                       |
| 平均/總值<br>Mean/Total | 1                                                       | 83.1                            | 11.51                                      | 76.5                         | 070                                  | 26.1                       |
| 正常*<br>Normal*      | 43.8 §                                                  | 140.4                           | 14.19                                      | 110.7                        | 080                                  | 19.7                       |
| 觀測站<br>Station      | 香港國際機場<br>Hong Kong<br>International Airport            |                                 | 京士柏<br>King's Park                         |                              | 橫瀾島^<br>Waglan Island^               |                            |

橫瀾島於五月六日 20 時 23 分錄得本月最高陣風 70 公里/小時，風向 070 度。

The maximum gust peak speed recorded at Waglan Island was 70 kilometres per hour from 070 degrees at 2023 HKT on 6 May.

# 低能見度是指能見度低於 8 公里，不包括出現霧、薄霧或降水。

- 在2004年及以前，香港國際機場的能見度讀數是基於專業氣象觀測員每小時的觀測數據。在2005年及以後，讀數是採用位於機場南跑道中間的能見度儀表在每小時前10分鐘的平均數據。這與使用儀器觀測來改進能見度評估的國際趨勢是一致的。

- 在2007年10月10日前曾出現於此摘錄內香港國際機場2005年及以後的低能見度時數資料乃基於專業氣象觀測員每小時的觀測數據。有關資料已於2007年10月10日起改為以機場南跑道中間之能見度儀表在每小時前10分鐘的平均數據計算。

# Reduced visibility refers to visibility below 8 kilometres when there is no fog, mist, or precipitation.

- The visibility readings at the Hong Kong International Airport are based on hourly observations by professional meteorological observers in 2004 and before, and average readings over the 10-minute period before the clock hour of the visibility meter near the middle of the south runway from 2005 onwards. The change of the data source in 2005 is an improvement of the visibility assessment using instrumented observations following the international trend.

- Before 10 October 2007, the number of hours of reduced visibility at the Hong Kong International Airport in 2005 and thereafter displayed in this summary was based on hourly visibility observations by professional meteorological observers. Since 10 October 2007, the data have been revised using the average visibility readings over the 10-minute period before the clock hour, as recorded by the visibility meter near the middle of the south runway.

^ 如橫瀾島未能提供數據，則以長洲或其他鄰近氣象站的數據作補充，以計算盛行風向和平均風速。

^ In case the data are not available from Waglan Island, observations of Cheung Chau or other nearby weather stations will be incorporated in computing the Prevailing Wind Direction and Mean Wind Speed.

\* 1981-2010 氣候平均值 (除特別列明外) (<http://www.hko.gov.hk/wxinfo/climat/normal/cnormal105.htm>)

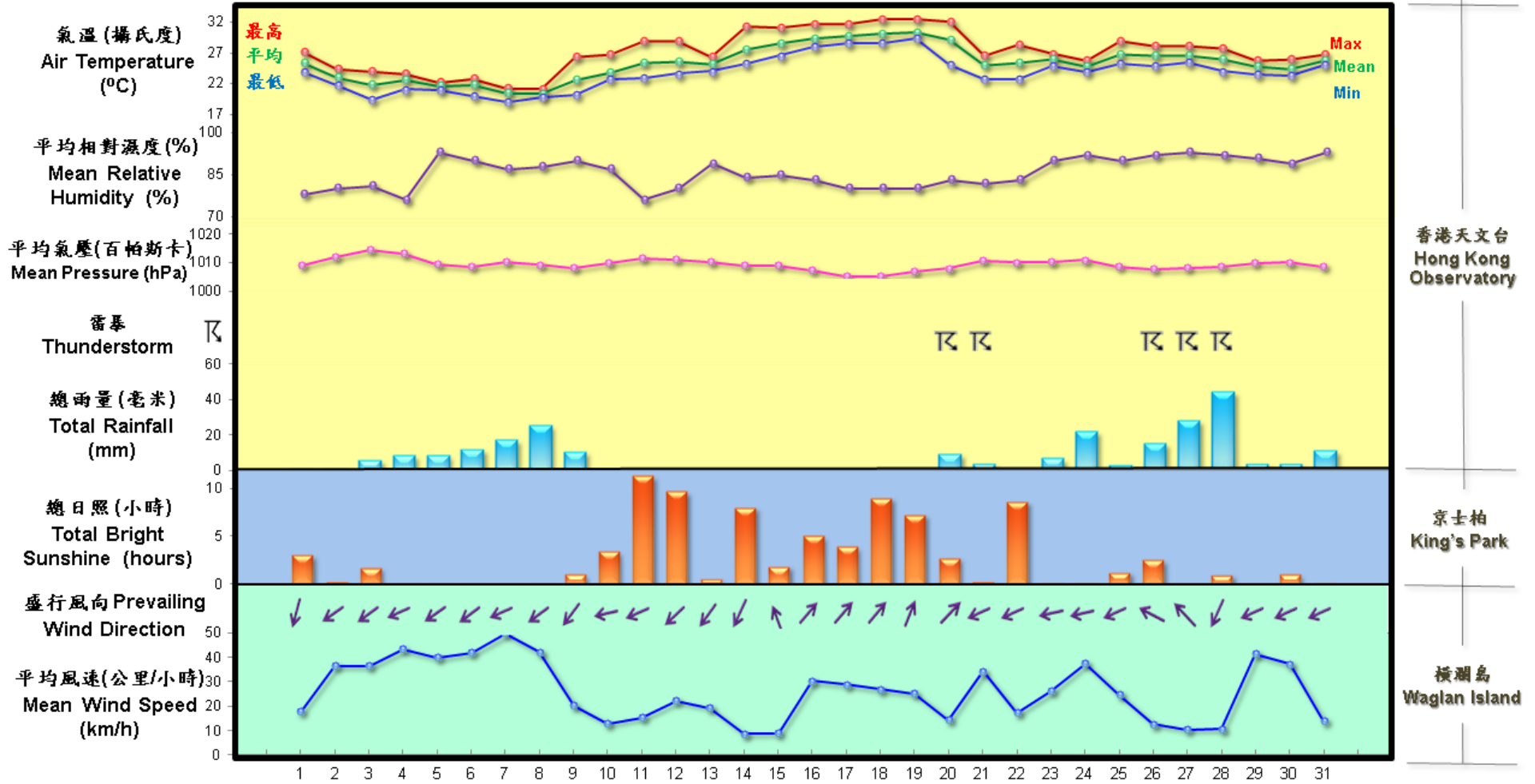
\* 1981-2010 Climatological normal, unless otherwise specified (<http://www.hko.gov.hk/wxinfo/climat/normal/enormal105.htm>)

§ 1997-2018 平均值

§ 1997-2018 Mean value

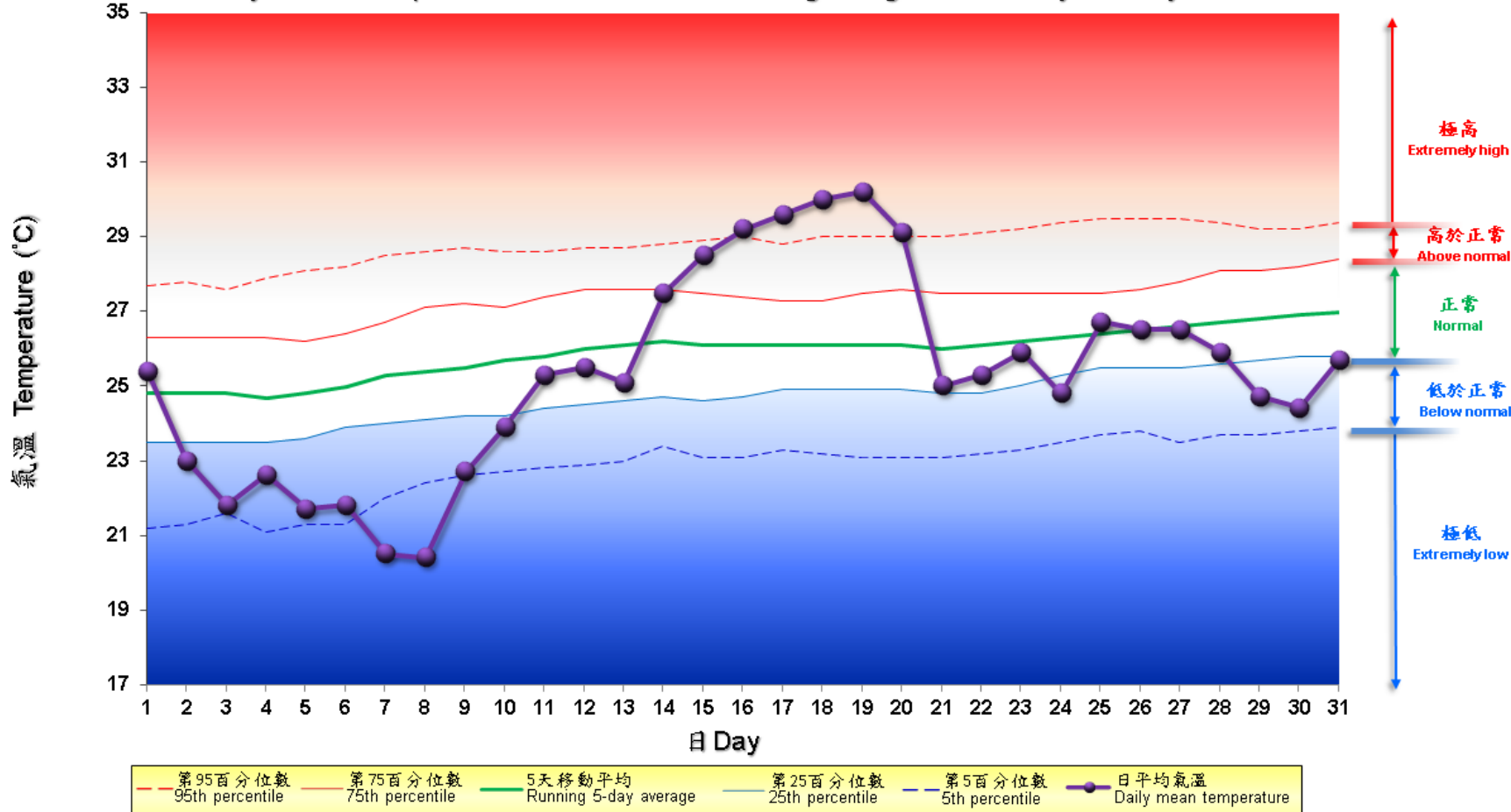
### 3.2 2019年5月部分香港氣象要素的每日記錄

### 3.2 Daily Values of Selected Meteorological Elements for Hong Kong, May 2019



### 3.3 2019年5月香港天文台錄得的日平均氣溫

3.3 Daily Mean Temperature recorded at the Hong Kong Observatory for May 2019



備註:

極高: 高於第 95 百分位數  
 高於正常: 介乎第 75 和第 95 百分位數之間  
 正常: 介乎第 25 和第 75 百分位數之間  
 低於正常: 介乎第 5 和第 25 百分位數之間  
 極低: 低於第 5 百分位數  
 百分位數值及 5 天移動平均值是基於 1981 至 2010 年的數據計算所得

Remarks:

Extremely high: above 95th percentile  
 Above normal: between 75th and 95th percentile  
 Normal: between 25th and 75th percentile  
 Below normal: between 5th and 25th percentile  
 Extremely low: below 5th percentile  
 Percentile and 5-day running average values are computed based on the data from 1981 to 2010